

CPS Factory Sealed 20 Amp Pin and Sleeve Receptacles

Explosionproof

120-240 Vac, 20 Amp at 1 HP; 20 Amp at 24 Vdc. Dead-Front Safety Construction.

NEC/CEC:

Class I, Division 1 and 2 Groups B⁺, C, D
Class II, Division 1 and 2 Groups F, G
NEMA 3RX[•], 7BCD

**Does not intermate with
Contender™ CPS 20 Amp
Pin and Sleeve Receptacles**

Applications

- Locations where receptacles are used with stationary or portable electrically operated devices such as:
 - Lighting systems
 - Conveyors
 - Heaters
 - Motor-generator sets
 - Air conditioners
 - Compressors
 - Pumps
- Locations where damp or corrosive conditions exist.

Features

- Captive stainless steel hex head slotted screws.
- Plug mechanical cable clamps prevent strain on cables; they meet or exceed UL strain relief pull-out requirements.
- Insulators provide superior dielectric and mechanical strength and lowest arc tracking.
- Delayed action construction. Insert plug partially rotate slide on front of receptacle and insert plug fully.
- Factory sealed: external seals not required.
- CPS Series plug and receptacles are supplied with pressure terminal connectors.
- Energizes receptacle terminals deeply recessed to prevent accidental touching.

Standard Materials

- Cover: copperfree (less than 4/10ths of 1%) aluminum
- Mounting bodies: malleable iron
- Insulating blocks: fiberglass reinforced thermoset polyester
- Cover gasket and plug grommet: neoprene

Standard Finishes

- Malleable iron mounting bodies: triple-coat (1) zinc electroplate, (2) chromate and (3) epoxy powder coat
- Aluminum covers: epoxy powder coat

NEC/CEC Certifications and Compliances


- UL Standard: UL 1010 (UL 1203)
- UL Listed: E10784, E81751
- CSA Standard: C22.2 No. 25, C22.2 No. 30, C22.2 No. 159
- CSA Certified: 038644

Related Products

- For a EFSR-GFI Ground Fault Circuit Interrupter refer to the U-Line™ 20 Amp Receptacles within the *Plugs and Receptacles: Hazardous Location Section*.



CPS Receptacle
15° Angle Type



CPS Receptacles
with EFD Mounting Boxes

Appleton

PLUGS AND RECEPTACLES: NEC/CEC HAZARDOUS LOCATION

♦ Select items suitable for Class I, Group B in addition to Class I, Groups C and D. See product selection pages for suitable items.
♦ NEMA 3X with Screw Cover Kit installed and cover full engaged.










CPS Factory Sealed 20 Amp Pin and Sleeve Receptacles

Explosionproof

120-240 Vac, 20 Amp at 1 HP; 20 Amp at 24 Vdc. Dead-Front Safety Construction.

NEC/CEC:
 Class I, Division 1 and 2 Groups B⁺, C, D
 Class II, Division 1 and 2 Groups F, G
 NEMA 3RX⁺, 7BCD

**Does not intermate with
 Contender™ CPS 20 Amp
 Pin and Sleeve Receptacles**

	Type	Number of Gangs	Wire/Pole	Hub Size (Inches)	Catalog Number
CPS Receptacle 15° Angle Type					
	Dead-End	—	2W, 3P	1/2	CPSA-2350
				3/4	CPSA-2375
CPS Receptacles with EFD Mounting Boxes					
 CPC1	Dead-End	Single	2W, 3P	1/2	CPE1-2350
				3/4	CPE1-2375
				1	CPE1-23100
 CPC2 ①	Feed-Thru	Single	2W, 3P	1/2	CPC1-2350
				3/4	CPC1-2375
				1	CPC1-23100
 CPC2 ①	Dead-End	Two	2W, 3P	1/2	CPE2-2350
				3/4	CPE2-2375
				1	CPE2-23100
 CPC2 ①	Feed-Thru	Two	2W, 3P	1/2	CPC2-2350
				1	CPC2-23100
				3/4	CPC2-2375
CPS Replacement Receptacle and Cover Assembly					
	CPSR		2W, 3P		CPSR-23
	Replacement Spring Cover				CPSCA
CPR Replacement Receptacle Cover Assembly Only					
	CPR		2W, 3P		CPR23
	Spring Cover Kit				CPRCA
	NEMA 3X Corrosion Resistance Kit •				CPS233RXKIT
Description			Wire/Pole	Cable Dia. (Inches)	Catalog Number
CPP Plugs for use with CPS Receptacles					
	Pressure Terminals				
	Plug amperes match receptacle ratings		2W, 3P	.536 to .639	CPP2023

• NEMA 3X with Screw Cover Kit installed and cover full engaged.

① Suitable for Class 1, Group C, D; Class I, Division 2, Group B, C, D; Class II, Groups F, G

◆ Shaded area indicates items suitable for Class I, Group B in addition to Class I, Groups C and D. Applies to UL only.

CPS Factory Sealed 20 Amp Pin and Sleeve Receptacles




For use with CPS 20 Amp Receptacles. Explosionproof. Mounting Bodies

120-240 Vac, 20 Amp at 1 HP; 20 Amp at 24 Vdc. Dead-Front Safety Construction.

NEC/CEC:

Class I, Division 1, Groups C, D
 Class I, Division 2, Groups B, C, D
 Class II, Division 1 and 2, Groups E, F, G
 Class III
 NEMA 3, 3R, 7CD, 9EFG

EFD Cast Device Single, Two, and Tandem Mounting Boxes

	Type	Hub Size (Inches)	Catalog Number	
			Malleable Iron	Aluminum
Single Gang				
	Dead-End	1/2	EFD150NLQ	EFD150ANLQ
		3/4	EFD175NLQ	EFD175ANLQ
		1	EFD110NLQ	EFD110ANLQ
	Feed-Thru	1/2	EFDC150NLQ	EFDC150ANLQ
		3/4	EFDC175NLQ	EFDC175ANLQ
		1	EFDC110NLQ	EFDC110ANLQ
Two Gang				
	Dead-End	1/2	EFD250NLQ	EFD250ANLQ
		3/4	EFD275NLQ	EFD275ANLQ
		1	EFD210NLQ	EFD210ANLQ
	Feed-Thru	1/2	EFDC250NLQ	EFDC250ANLQ
		3/4	EFDC275NLQ	EFDC275ANLQ
		1	EFDC210NLQ	EFDC210ANLQ
Tandem ①				
	Dead-End	1/2	EFDT50NLQ	—
		3/4	EFDT75NLQ	—
		1	EFDT10NLQ	—
	Feed-Thru	1/2	EFDCT50NLQ	—
		3/4	EFDCT75NLQ	—
		1	EFDCT10NLQ	—

Appleton

PLUGS AND RECEPTACLES: NEC/CEC HAZARDOUS LOCATION

① For tandem bodies, eternal seals must be installed within 1.52 meters (5 feet) of each conduit entrance or Class I, Group C and D.

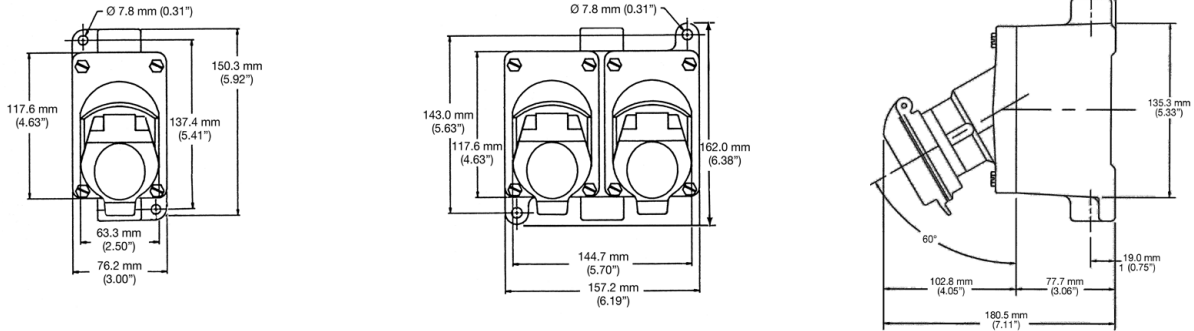
CPS 20 Amp Factory Sealed Receptacles and CPP Plugs

NEC/CEC:
 Class I, Division 1 and 2 Groups B♦, C, D
 Class II, Division 1 and 2 Groups F, G
 NEMA 3RX♦, 7BCD

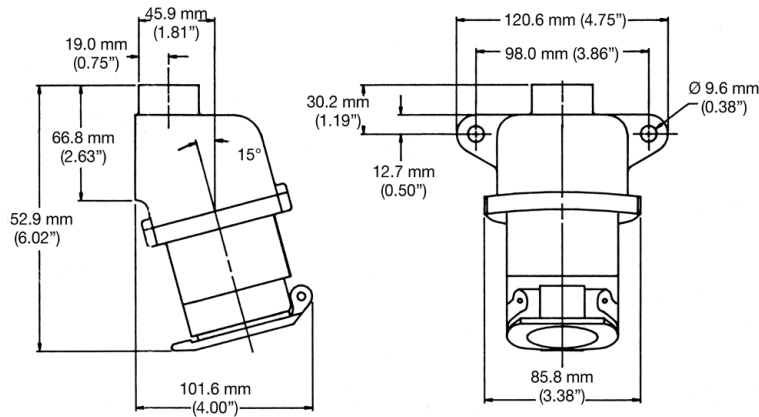
**Does not intermate with
 Contender™ CPS 20 Amp
 Pin and Sleeve Receptacles**

Dimensions in Millimeters (Inches)

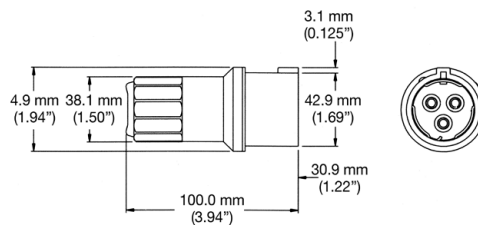
CPSA 45° Angle Type Receptacle



CPSA 15° Angle Type Receptacle



CPP Plug



- ♦ Select items suitable for Class I, Group B in addition to Class I, Groups C and D. See product selection pages for suitable items.
- ♦ NEMA 3X with Screw Cover Kit installed and cover full engaged.