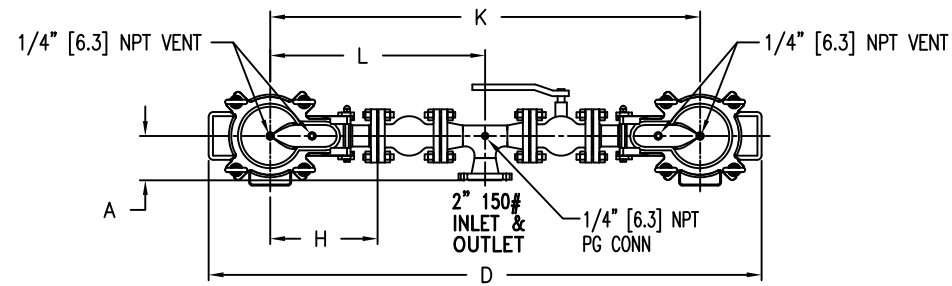
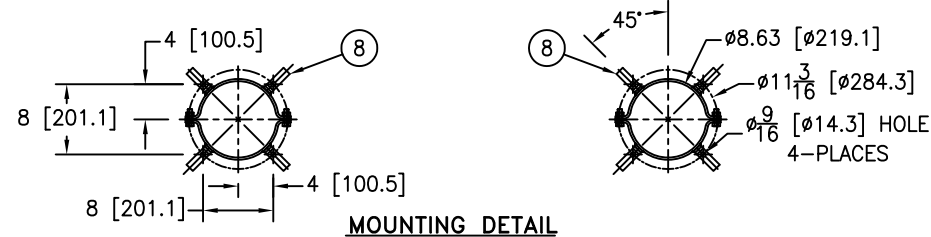


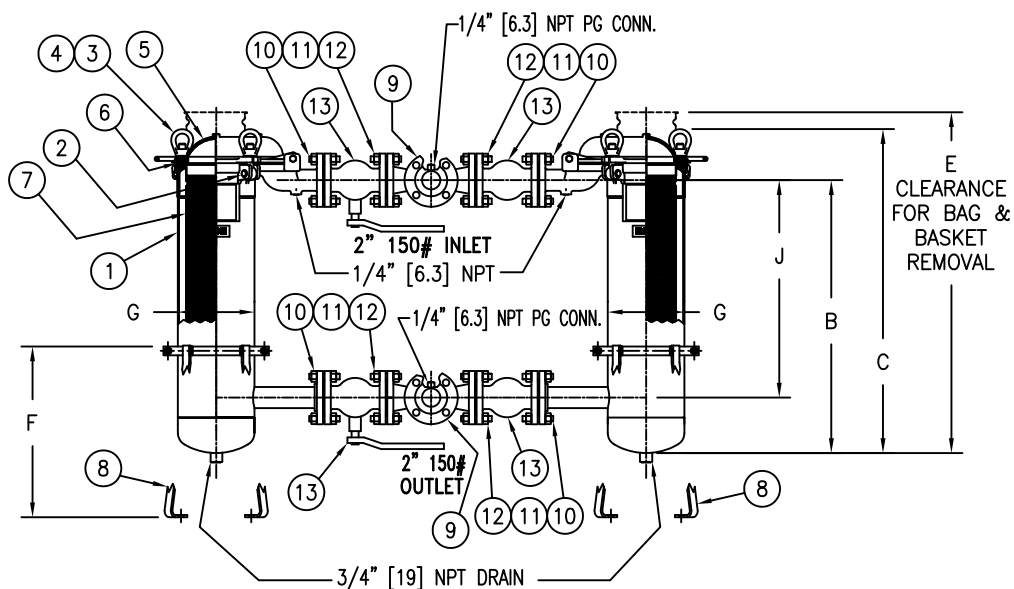
ITEM NUMBER	BAG SIZE	A IN. / MM	B IN. / MM	C IN. / MM	D IN. / MM	E IN. / MM	F IN. / MM	G IN. / MM	H IN. / MM	J IN. / MM	K IN. / MM	L IN. / MM	WEIGHT LBS / KGS
F3AVTB0311	02	5 / 127	30-3/4 / 781	36-1/2 / 927	62-3/8 / 1584	62-3/4 / 1594	19-1/4 / 489	8-5/8 / 219	12-1/8 / 308	24-1/2 / 622	48-1/2 / 1232	24-1/4 / 616	260 / 118

REVISIONS

REV	DESCRIPTION	BY	ECO	DATE
B	UPDATED DRAWING	FJM	0087202	07/12/13



NO.	PART NAME	MATERIAL
1	BODY	SA-216 WCB SA-53 GR.B SA-234 WPB
2	PIN	SA-193 GR B7, ZINC PL
3	EYE BOLT	SA-193 GR B7, ZINC PL
4	EYE NUT	SA-194 GR 2H, ZINC PL
5	COVER	SA-216 WCB
6	O-RINGS (2) P/N 811333 & L0000024	BUNA-N
7	RESTRAINER BASKET P/N L0001753	316 STAINLESS STEEL
8	ADJUSTABLE LEGS	CSTL EPOXY COATED
9	INLET/OUTLET MANIFOLDS	CARBON STEEL
10	STUDS	SA-193 GR B7, ZINC PL
11	NUTS	SA-194 GR 2H, ZINC PL
12	MANIFOLD GASKETS	BLUEGARD 3000
13	2" 150# BALL VALVE	SEE NOTE 6



NOTES:

- UNITS ARE TO BE DESIGNED, FABRICATED & "UM" STAMPED IN ACCORDANCE WITH ASME SECT. VIII, DIV. 1 BOILER & PRESSURE VESSEL CODE, IN COMPLIANCE TO LATEST ADDENDA.
- INLET/OUTLET FLANGED CONNECTIONS PER ANSI B16.5.
- MAWP: 150 PSI @ 250° F (10.3 BAR @ 121.1° C) MDMT: -20° F @ 150 PSI (-28.9° C @ 10.3 BAR)
- MAXIMUM OPERATING TEMP. 400° F (204.4° C) WITH VITON O-RING
- DIMENSIONS SHOWN IN [] ARE IN MILLIMETERS AND FOR REFERENCE ONLY. ACCEPTANCE OF THIS PART WILL BE BASED ON "INCH" UNITS & TOLERANCES ONLY.
- 2" 150# FLANGED BALL VALVES STAINLESS STEEL EATON STANDARD P/N 8718100950 ACE # A201 FULL PORT
- PAINT PER EATON STANDARD ES-301.

TOLERANCES (UNLESS OTHERWISE SPECIFIED)

DECIMAL:	.X ± .030
	.XX ± .010
	.XXX ± .005
FRACTIONAL:	± 1/16
NOZZLE ϕ TO FLOOR:	1/8" < 4' > 1/4"
FACE TO FACE:	1/8" < 4' > 1/4"
ANGULAR:	± 1°
FLANGES (H/V):	± 1/2
VESSEL OVERALL HT:	1"

BOLT HOLES MUST STRADDLE ϕ MACHINED PARTS TO BE FREE OF BURRS FOR ADDITIONAL TOLERANCE DETAILS REF. ES-211, ES-222 AND ES-223

REVIEWED FOR CLASSIFICATION PER PR-4
 CRITICAL SIGNIFICANT

CUSTOMER INFO

NAME	
P.O. NO.	
S.O. NO.	
QUANTITY	
PART NO.	F3AVTB0311

DRAWN BY	FJM
SCALE	AS DRAWN
RESTRICTION	RESTRICTION
SHEET	1 OF 1
PROJECTION	THIRD ANGLE

VESEL CODE: DTBF-0102-CS10-020A-BVAL

EATON EATON FILTRATION, LLC
 DESIGN CENTER
 TINTON FALLS, NEW JERSEY, USA PORTAGE, MICHIGAN, USA

TITLE: TOPLINE (DTBF) DUPLEX BAG FILTER
 2" 150# RF FLANGED CONNECTIONS C/STL
 W/ MANIFOLDS & BUNA O-RINGS

DATE	06/12/07	SIZE	A	DWG FILENAME	DTBF2-XCBV	REV	B
------	----------	------	---	--------------	------------	-----	---

EATON CORPORATION - CONFIDENTIAL AND PROPRIETARY NOTICE TO PERSONS RECEIVING THIS DRAWING AND/OR TECHNICAL INFORMATION THIS DOCUMENT, INCLUDING THE DRAWING AND INFORMATION CONTAINED THEREON IS CONFIDENTIAL AND IS THE EXCLUSIVE PROPERTY OF EATON AT ANY TIME. BY TAKING THE POSSESSION OF THIS DOCUMENT THE RECIPIENT ACKNOWLEDGES AND AGREES THAT THIS DOCUMENT CANNOT BE USED IN ANY MANNER ADVERSE TO THE INTEREST OF EATON AND THAT NO PORTION OF THIS DRAWING MAY BE COPIED OR OTHERWISE REPRODUCED WITHOUT THE PRIOR WRITTEN CONSENT OF EATON. IN THE CASE OF CONFLICT OF CONTRACTUAL PROVISIONS, THIS NOTICE SHALL GOVERN THE STATUS OF THIS DOCUMENT. 2013 EATON CORPORATION - ALL RIGHTS RESERVED.