



# DMD 341

## Differential Pressure Transmitter for Gases and Compressed Air in Compact Version

Silicon Sensor

accuracy according to IEC 60770:  
0.35 % / 1% / 2%

### Differential pressure

from 0 ... 6 mbar up to 0 ... 1000 mbar

### Output signals

2-wire: 4 ... 20 mA

3-wire: 0 ... 20 mA / 0 ... 10 V

### Special characteristics

- ▶ aluminium housing
- ▶ suited for non-aggressive gases and compressed air



### Optional versions

- ▶ customer specific versions


The DMD 341 is a differential pressure transmitter for non-aggressive gases and compressed air. Because of its compact and robust aluminium housing it is particularly suited for machine and plant engineering.

Basic element of the DMD 341 is a piezoresistive stainless steel silicon sensor, which features high accuracy and excellent long term stability.

### Preferred areas of use are

-  Plant and Machine Engineering
-  Heating and Air Conditioning

### Preferred used for

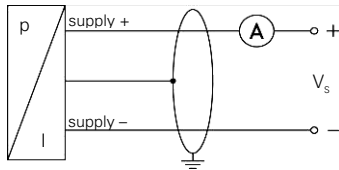
-  Compressed Air,  
Non-Aggressive Gases



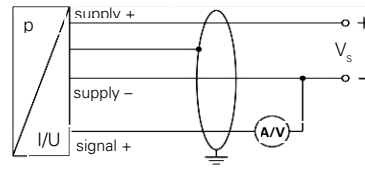
Input pressure range												
Nominal pressure $P_N$ (over, differential pressure) [mbar]	0...6	0...10	0...20	0...40	0...60	0...100	0...160	0...250	0...400	0...600	0...1000	
Nominal pressure $P_N$ symmetric (differential pressure) [mbar]	± 6	± 10	± 20	± 40	± 60	± 100	± 160	± 250	± 400	± 600	± 1000	
Overpressure [mbar]	100	100	200	350	350	1000	1000	1000	1000	3000	3000	
Output signal / Supply												
Standard	standard pressure range: 2-wire: 4 ... 20 mA / $V_S = 8 \dots 32 V_{DC}$											
Options 3-wire	standard pressure range: 3-wire: 0 ... 20 mA / $V_S = 14 \dots 30 V_{DC}$ 0 ... 10 V / $V_S = 14 \dots 30 V_{DC}$											
Performance												
Accuracy <sup>1</sup>	$P_N > 160$ mbar: ≤ ± 0.35 % FSO $40 \text{ mbar} \leq P_N \leq 160$ mbar: ≤ ± 1 % FSO $P_N < 40$ mbar: ≤ ± 2 % FSO											
Permissible load	current 2-wire: $R_{max} = [(V_S - V_S \text{ min}) / 0.02 \text{ A}] \Omega$ current 3-wire: $R_{max} = 500 \Omega$ voltage 3-wire: $R_{min} = 10 \text{ k}\Omega$											
Influence effects	supply: 0.05 % FSO / 10 V load: 0.05 % FSO / kΩ											
Long term stability	≤ ± 0.2 % FSO / year at reference conditions											
Response time	< 5 msec											
<sup>1</sup> accuracy according to IEC 60770 – limit point adjustment (non-linearity, hysteresis, repeatability)												
Thermal effects (Offset and Span) / Permissible temperatures												
Nominal pressure $P_N$ [mbar]	≤ 10		≤ 20		≤ 250			> 250				
Tolerance band [% FSO]	≤ ± 2		≤ ± 1.5		≤ ± 1			≤ ± 0.5				
TC, average [% FSO / 10 K]	± 0.3		± 0.25		± 0.15			± 0.08				
in compensated range	0 ... 60 °C											
Permissible temperatures	medium: -25 ... 125 °C			electronics / environment: -25 ... 85 °C				storage: -40 ... 100 °C				
Electrical protection												
Short-circuit protection	permanent											
Reverse polarity protection	no damage, but also no function											
Electromagnetic compatibility	emission and immunity according to EN 61326											
Mechanical stability												
Vibration	10 g RMS (20 ... 2000 Hz)											
Shock	100 g / 11 msec											
Materials												
Pressure port	G1/8" internal: aluminium, silver anodized flexible tube connection Ø6.6 x 11: brass, nickel plated											
Housing	aluminium, silver anodised											
Seal (media wetted)	PUR, bonded											
Sensor	silicon, glass, RTV, ceramics Al <sub>2</sub> O <sub>3</sub> , nickel											
Media wetted parts	pressure port, housing, seal, sensor											
Miscellaneous												
Connecting cables (by factory)	cable capacitance: signal line/shield also signal line/signal line: 160 pF/m cable inductance: signal line/shield also signal line/signal line: 1 µH/m											
Current consumption	signal output current: max. 25 mA signal output voltage: max. 7 mA											
Weight	approx. 250 g											
Operational life	> 100 x 10 <sup>6</sup> pressure cycles											
CE-conformity	EMC Directive: 2014/30/EU											
Pin configuration												
Electrical connection	ISO 4400			M12x1 (4-pin)				cable colour (IEC 60757)				
Supply +	1			1				wh (white)				
Supply -	2			2				bn (brown)				
Signal + (only 3-wire)	3			3				gn (green)				
Shield	ground pin			4				gnye (green-yellow)				

### Wiring diagrams

#### 2-wire-system (current)

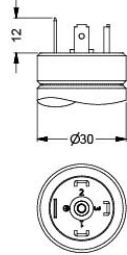


#### 3-wire-system (current / voltage)



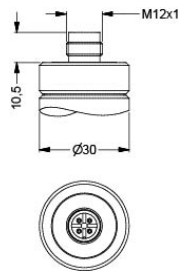
### Electrical connections (dimensions in mm)

#### standard

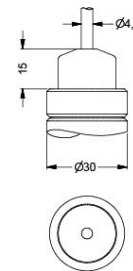


ISO 4400 (IP 65)

#### option



M12x1 4-pin (IP 67)

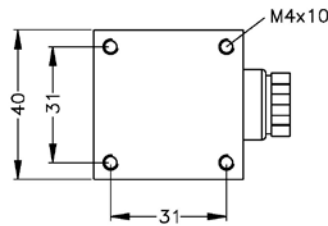


Cable outlet with PVC-cable (IP 67)<sup>2</sup>

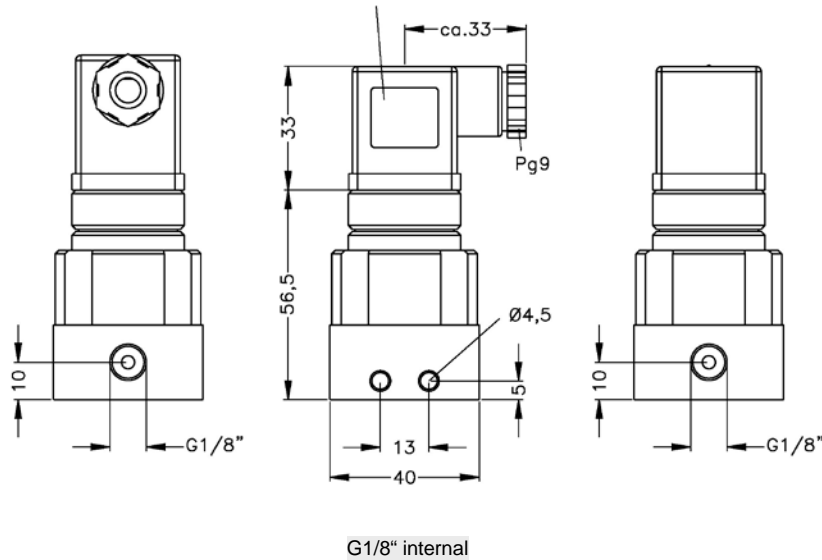
<sup>2</sup> standard: 2 m PVC cable (without ventilation tube), optionally cable with ventilation tube

### Mechanical connection (dimensions in mm)

#### Standard



connector ISO 4400



G1/8" internal

© 2016 BD/SENSORS GmbH – The specifications given in this document represent the state of engineering at the time of publishing. We reserve the right to make modifications to the specifications and materials.

## Ordering code DMD 341

DMD 341



Pressure		3	3	0															
	differential pressure	3	3	0															
	gauge pressure	3	3	1															
Input [mbar]																			
	6	0	0	6	0														
	10	0	1	0	0														
	20	0	2	0	0														
	40	0	4	0	0														
	60	0	6	0	0														
	100	1	0	0	0														
	160	1	6	0	0														
	250	2	5	0	0														
	400	4	0	0	0														
	600	6	0	0	0														
	1000	1	0	0	1														
	-6 ... 6	S	0	0	6														consult
	-10 ... 10	S	0	1	0														consult
	-20 ... 20	S	0	2	0														consult
	-40 ... 40	S	0	4	0														consult
	-60 ... 60	S	0	6	0														consult
	-100 ... 100	S	1	0	0														consult
	-160 ... 160	S	1	6	0														consult
	-250 ... 250	S	2	5	0														consult
	-400 ... 400	S	4	0	0														consult
	-600 ... 600	S	6	0	0														consult
	-1000 ... 1000	S	1	0	2														consult
	customer	9	9	9	9														consult
Output																			
	4 ... 20 mA / 2-wire							1											
	0 ... 20 mA / 3-wire							2											
	0 ... 10 V / 3-wire							3											
	customer							9											consult
Accuracy																			
	standard for $P_N > 160$ mbar	0,35	%					3											
	Standard for $40 \text{ mbar} \leq P_N \leq 160$ mbar	1,0	%					8											
	standard for $P_N < 40$ mbar	2,0	%					G											
	customer							9											consult
Electrical connection																			
	Male and female plug ISO 4400							1	0	0									
	Male plug M12x1 (4-pin)							M	0	0									
	Cable outlet with PVC cable <sup>1</sup>							T	A	0									
	customer							9	9	9									consult
Mechanical connection																			
	G1/8" internal thread								Q	0	0								
	Ø 6.6 x 11 (for flex. tubes Ø 6)								Y	0	0								
	customer								9	9	9								consult
Seals																			
	PUR, bonded											6							
Special version																			
	standard												0	0	0				
	customer												9	9	9				consult

standard: 2 m PVC cable without ventilation tube (permissible temperature: -5 ... 70 °C)

© 2015 BD|SENSORS GmbH - The specifications given in this document represent the state of engineering at the time of publishing. We reserve the right to make modifications to the specifications and materials.

