

**BEADED REPLACEMENT ELEMENT FOR NOBLE-METAL THERMOCOUPLES**

**How to build a part number:**

To order an Applied Sensor Technologies temperature sensor, select the requirements for the categories listed below and fill in the corresponding boxes with your selection. Don't see exactly what you need? Give us a call!

SENSOR TYPE	ASSEMBLY STYLE	WIRE GAUGE	BEAD SHAPE	CALIBRATION	HOT JUNCTION	INSULATOR MATERIAL	BEAD LENGTH	LEADWIRE LENGTH

**SENSOR TYPE**

**BTC** – Beaded thermocouple

**ASSEMBLY STYLE**

**51** – Replacement element for beaded noble-metal thermocouple styles (such as Style 81)

**WIRE GAUGE**

**24** – 0.020" diameter

**BEAD SHAPE**

**R** – Round

**CALIBRATION**

**R** – Single R                      **RR** – Dual R  
**S** – Single S                      **SS** – Dual S  
**B** – Single B                      **BB** – Dual B

**HOT JUNCTION**

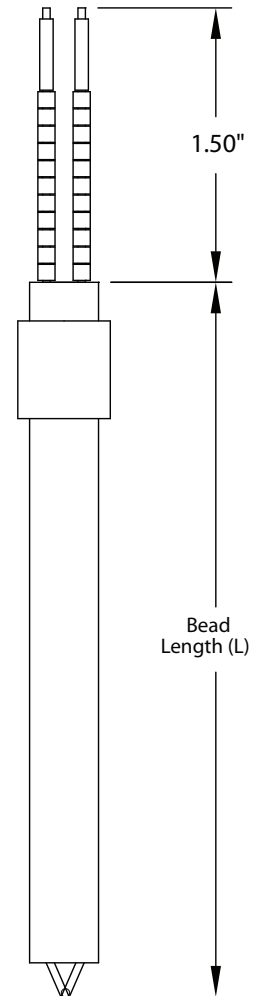
**E** – Exposed junction

**INSULATOR MATERIAL**


**A** – Alumina

**BEAD LENGTH** (length of insulator + junction)

**L#** – (e.g., L12=12" insulator, including junction end)



## STYLE 51

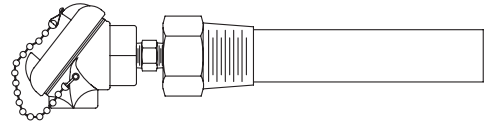


Applied Sensor Technologies offers a wide variety of constructions using the Style 51 element. Some of the more common Styles are listed at the right. Many others are available to meet your requirements.

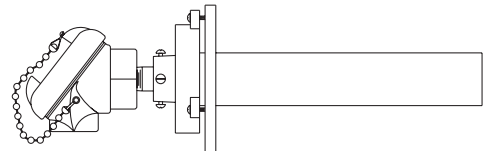
Give us a call!

*For additional Noble Metal Thermocouple styles, see:*

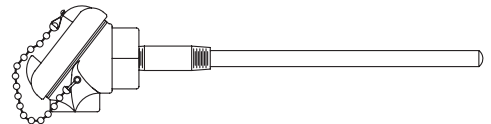
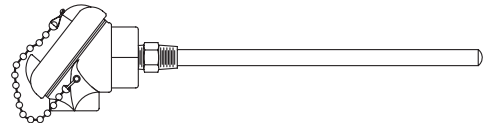
**Style 81B** – Secondary tube with mounting bushing



**Style 81F** – Secondary tube with mounting flange



**Style 81N** – Single, primary protection tube only



**Style 81C** – Secondary tube with mounting collar

