



Modular Accessories and Repair Kits

D

Accessories & Repair Kits

Filter Replacement Element Kits	D2	Accessories –	
Filter Replacement Bowl Kits	D3	Filter / Regulators	D13-D15
Accessories – Filters	D4-D5	Accessories – 08 Series	D16
Accessories – Regulators	D6-D7	Accessories – 18 / 28 Series	D17
Regulator Replacement Kits	D8	Accessories – 16 / 26 Series	D18
Lubricator Replacement Kits	D9	Accessories – 90 Series	D19
Accessories – Lubricators	D10-D11		
Filter / Regulator –			
Replacement Repair Kits	D12		

Filter Replacement Element Kits



Model	Type A 5 Micron	Type B1 1 Micron	Type B 0.5 Micron	Type C 0.01 Micron	Type D Oil Vapor Removing
Particulate Filters					
F01	FRP-95-199	—	—	—	—
F03	PS403	—	—	—	—
F08	FRP-96-729	—	—	—	—
F16	FRP-95-160	—	—	—	—
F18	FRP-96-639	—	—	—	—
F26	FRP-95-115	—	—	—	—
F28	FRP-96-653	—	—	—	—
F30	FRP-95-209	—	—	—	—
F34	FRP-95-209	—	—	—	—
F35	FRP-95-505	—	—	—	—
F36	FRP-95-506	—	—	—	—
F37	FRP-95-507	—	—	—	—
F39	P3NKA00ESE	—	—	—	—
F43	FRP-95-508	—	—	—	—
F50	FRP-95-212	—	—	—	—
F51	FRP-95-213	—	—	—	—
F52	FRP-95-212 (3 kits)	—	—	—	—
F53	FRP-95-213 (3 kits)	—	—	—	—
Coalescing Filters					
M03	—	PS456	—	PS446	PS452
M08	—	—	MSP-96-732	MTP-96-649	MXP-96-222
M16	—	—	MSP-95-988	MTP-95-548	MXP-95-987
M18	—	—	MSP-96-647	MTP-96-646	MXP-96-650
M21	—	—	MSP-96-649	MTP-96-648	MXP-96-651
M26	—	—	MSP-95-989	MTP-95-549	MXP-95-540
M28	—	—	MSP-96-649	MTP-96-648	MXP-96-651
M30	—	—	MSP-95-992	MTP-95-551	MXP-95-532
M31	—	—	MSP-95-993	MTP-95-521	MXP-95-522
M32	—	MSP-95-873	—	MTP-95-559	MXP-95-558
M35	—	MSP-95-502	—	MTP-95-502	MXP-95-502
M36	—	MSP-95-503	—	MTP-95-503	MXP-95-503
M37	—	MSP-95-504	—	MTP-95-504	MXP-95-504
M39	—	—	P3NKA00ES9	P3NKA00ESC	—
M43	—	MSP-95-876	—	MTP-95-562	MXP-95-565
M45	—	MSP-95-500	—	MTP-95-500	MXP-95-500

* For F12 Series Filters.

D

Accessories & Repair Kits

Filter Replacement Bowl Kits

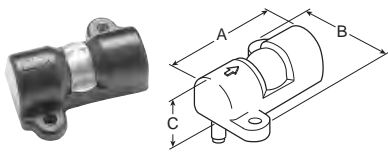


Model	Plastic Bowl / Bowl Guard / No Drain	Plastic Bowl / Manual Drain	Plastic Bowl / Bowl Guard / Manual Drain	Metal Bowl / Manual Drain	Metal Bowl / Sight Gauge / Manual Drain	Plastic Bowl / Bowl Guard / Automatic Drain	Metal Bowl / Automatic Drain	Metal Bowl / Sight Gauge / Automatic Drain
Particulate Filter / Coalescing Filter								
F03 / M03	—	PS404	—	PS447B	—	—	PS451B**	—
F08 / M08	—	—	GRP-96-712	GRP-96-714*	—	—	—	—
F18 / M18	GRP-96-638	—	GRP-96-634	—	GRP-96-636	GRP-96-635	—	GRP-96-637
F16 / M16	—	FRP-95-017	FRP-95-014	FRP-95-178	GRP-95-133	FRP-95-015	FRP-95-950	—
F28 / M28	GRP-96-652	—	GRP-96-642	—	GRP-96-644	GRP-96-643	—	GRP-96-645
F26 / M26	—	GRP-95-929	GRP-95-935	GRP-95-930	GRP-96-931	GRP-95-948	GRP-95-960	—
M21	—	MRP-96-415	FRP-95-722	—	—	—	—	—
F39 / M39	—	—	—	—	P3NKA00BSM	—	—	P3NKA00BSA
F30 / M30	—	FRP-96-315	FRP-95-832	FRP-95-593	GRP-95-676	FRP-95-77	GRP-95-970	—
F34	—	—	GRP-95-902	—	—	—	—	—
M31	—	MRP-95-940	MRP-95-938	MRP-95-939	—	MRP-95-941	—	—

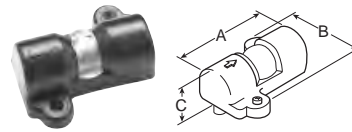
* Metal bowl does not have sight gauge.
 ** 12 Series has Piston Style Drain.

Model	Bowl O-ring (Nitrile)	Bowl O-ring (Fluorocarbon)	Filter Retainer Element Baffle	Manual Drain
Particulate Filter				
F08	GRP-96-710	GRP-96-711	—	—
F18	GRP-96-640	GRP-96-754	FRP-96-641	GRP-96-685
F28	GRP-96-654	GRP-96-755	FRP-96-283	GRP-96-685
F39	—	—	—	PS512
Coalescing Filter				
M08	GRP-96-710	GRP-96-711	—	—
M18	GRP-96-640	GRP-96-754	—	GRP-96-685
M28	GRP-96-654	GRP-96-755	—	GRP-96-685
M30	—	—	—	PS512

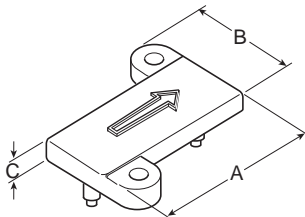
Accessories – Filters



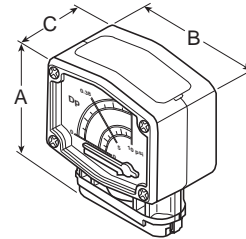
Differential Pressure Indicator
DP2-01-000, DP2-01-001




Differential Pressure Indicator
DP8-01-000



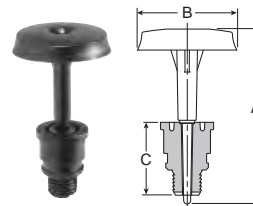
Cap, Differential Pressure Indicator
GRP-95-020, GRP-95-022



Differential Pressure Gauge
DP3-01-000



Automatic Drain
GRP-95-973, GRP-95-981



Piston Drain
GRP-96-716



(Use with GRP-95-981 shown above. Order seperately)

Manual Override for Auto Float Drains
GRP-96-001

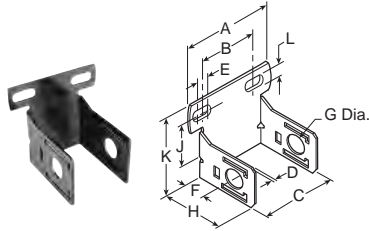
Dimensions Inches (mm)

Accessories	Part Number	Used On	A	B	C
Differential Pressure Indicator	DP2-01-000	M16, M21, M26, M30, M31, M32	2.12 (54)	1.85 (47)	0.84 (21)
	DP2-01-001	F35, F36, F37, F43, M35, M36, M37, M43, M45			
	DP8-01-000	F18, F28, M18, M28	2.12 (54)	1.85 (47)	.84 (21)
Cap, Differential Pressure Indicator (Pressures over 150 PSIG, 10.3 bar)	GRP-95-020	M16, M21, M26, M30, M31, M32	2.12 (54)	1.85 (47)	0.25 (6.3)
	GRP-95-022	F35, F36, F37, F43, M35, M36, M37, M43, M45			
Differential Pressure Gauge	DP3-01-000	M32, M42	3.0 (75.9)	2.55 (65)	1.54 (39)
Automatic Drains, Nitrile	GRP-95-973	F18, M18, B18 F28, M28, B28	2.93 (74.4)	1.47 (37.3)	1.17 (29.7)
Automatic Drains, Fluorocarbon	GRP-95-981	F16, F26, F30, F35, F36, F43			
Manual Override for Auto Float Drains	GRP-96-001	GRP-95-981	—	—	—
Piston Drain	GRP-96-716	F08, M08, B08	1.70 (43)	.94 (24)	.68 (17)

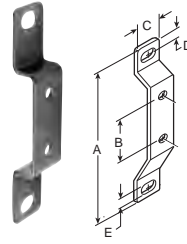
D

Accessories & Repair Kits

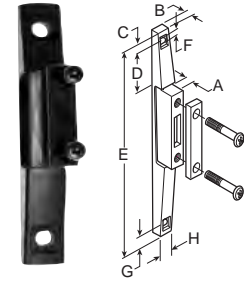
Accessories – Filters



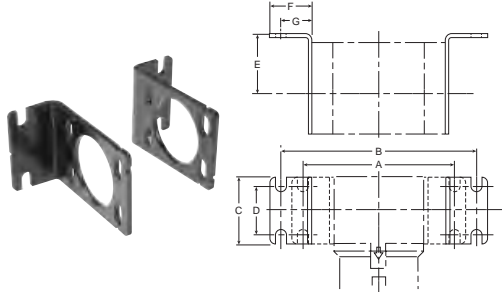
**C-Bracket
GPA-97-010**



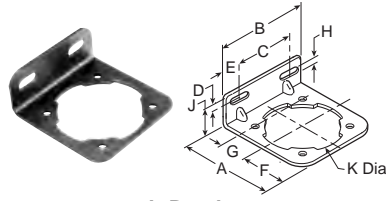
**T-Bracket
GPA-96-602**



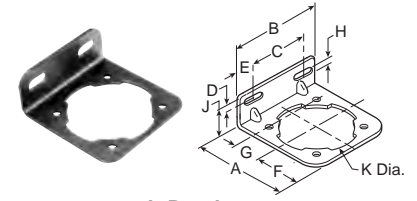
**T-Bracket
GPA-96-737
w/ Joiner**



**L-Bracket
P3NKA00MW**

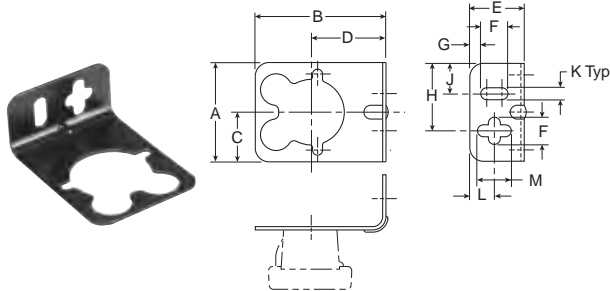


**L-Bracket
GPA-96-604**

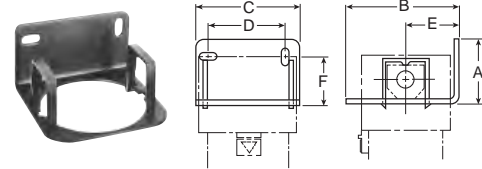


**L-Bracket
GPA-96-605**

For 1-1/2" BSPP Port Block with E02 fitting application, use Mounting Bracket Kit P3NKA00MW



**L-Bracket
PS417B**

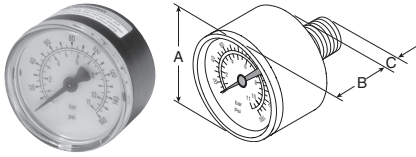


**L-Bracket
GPA-95-016, GPA-95-946**

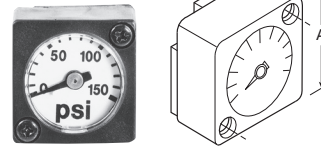
Dimensions Inches (mm)

Accessories	Part Number	Used On	A	B	C	D	E	F	G	H	J	K	L	M
C-Bracket	GPA-97-010	F08, M08, B08	2.67 (68)	1.73 (44)	1.57 (40)	.07 (1.8)	.39 (9.9)	1.57 (40)	.78 (20)	2.32 (59)	1.37 (35)	2.41 (61)	.26 (6.6)	—
L-Bracket	GPA-95-016	F16, M16	2.12 (53)	3.62 (91)	3.40 (83)	2.53 (64)	1.88 (47)	1.60 (41)	—	—	—	—	—	—
	GPA-95-946	F26, M26	2.12 (53)	3.62 (91)	3.80 (96)	2.93 (74)	1.88 (47)	1.60 (41)	—	—	—	—	—	—
	GPA-96-604	F18, M18, B18	2.84 (72)	2.74 (69.5)	1.66 (42)	.38 (9.6)	.54 (14)	1.26 (32)	.88 (22)	.28 (7.1)	1.10 (28)	2.25 (57)	—	—
	GPA-96-605	F28, M28, B28	3.44 (87)	3.00 (76)	1.88 (48)	.38 (9.6)	.56 (14)	1.49 (38)	1.10 (28)	.28 (7.1)	1.10 (28)	2.66 (67.5)	—	—
	P3NKA00MW	F39, B39	6.22 (158)	8.19 (208)	2.75 (70)	1.97 (50)	2.36 (60)	1.77 (45)	1.30 (33)	—	—	—	—	—
	PS417B	F03, M03	2.12 (53)	3.62 (91)	3.40 (83)	2.53 (64)	1.88 (47)	0.50 (13)	0.20 (5)	1.24 (31)	0.56 (14)	0.22 (6)	0.45 (11)	0.62 (16)
T-Bracket	GPA-96-602	F18, F28, M18, M28	3.75 (95)	1.25 (32)	.76 (19.3)	.25 (6.3)	.28 (7.1)	—	—	—	—	—	—	—
T-Bracket w/ Joiner	GPA-96-737	F08, M08	.45 (11)	.28 (7.1)	.40 (10)	.67 (17)	3.97 (100.8)	.22 (5.6)	.40 (10)	.64 (16)	—	—	—	—

Accessories – Regulators



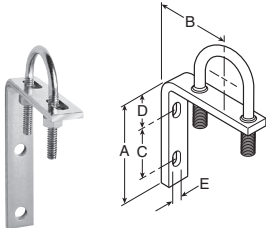
Gauges



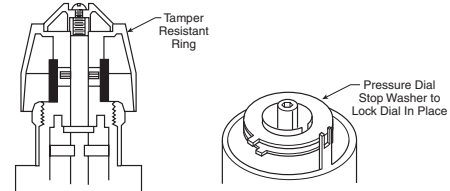
Flush Mount Gauge
08 Series



Digital Gauge



Wall Mounting Bracket
U-Bolt Pipe Clamp
GRP-95-734



RPA-95-006

RRP-95-585

Tamper Resistant Kit

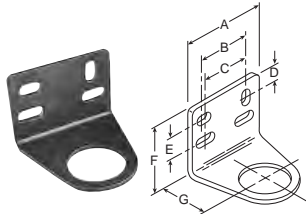
Dimensions Inches (mm)

Accessories		Used On	A	B	C	D	E
Gauges, 1/4 Port, CBM	K4515N14030 (0 to 30 PSIG)	R18, R28	1.64 (41.6)	1.09 (27.6)	.80 (20)	—	—
	K4515N14060 (0 to 60 PSIG)						
	K4515N14160 (0 to 160 PSIG)						
	K4515N14300 (0 to 300 PSIG)						
	K4515G14030 (0 to 2.0 bar)						
	K4515G14060 (0 to 4.2 bar)						
	K4515G14160 (0 to 11 bar)						
	K4515G14290 (0 to 20 bar)						
Gauges, 1/8 Port, CBM	K4515N18030 (0 to 30 PSIG)	R03	1.64 (41.6)	1.09 (27.6)	.80 (20)	—	—
	K4515N18060 (0 to 60 PSIG)	R03, RB3, R08					
	K4515N18160 (0 to 160 PSIG)						
Gauges, 5mm 2" Round 1/4" Center Back Mount	K4520N18030 (0 to 30 PSIG)	P15, P16	1.97 (50.0)	0.94 (24)	.71 (18)	—	—
	K4520N14030 (0 to 30 PSIG)	R18, R28, R39					
	K4520N14060 (0 to 60 PSIG)	R18, R28, R31, R39, R41					
	K4520N14160 (0 to 160 PSIG)	R18, R28, R30, R31, R39, R40, R41					
	K4520N14300 (0 to 300 PSIG)	R18, R28, R30, R39, R40					
Gauges, 1/4 Port, CBM	K4520N14060W (0 to 60 PSIG)	R16, R26, P15, P16	1.96 (49.8)	1.08 (27)	.91 (23)	—	—
	K4520N14160W (0 to 160 PSIG)						
	K4520N14300W (0 to 300 PSIG)	R16, R26					
Flush Mount Series Gauges	K4511SCR160 (0 to 160 PSIG)	R08	1.06 (26.9)	.63 (16)	—	—	—
	K4511SCR060 (0 to 60 PSIG)						
	K4511SCR11B (0 to 11 bar)						
Round Digital Gauge, 1/4 Port	K4517N14160D (0 to 160 PSIG)	R18, R28	1-3/4" Diameter				
Tamper Resistant Kit	RPA-95-006	R16, R26, P15, P16	—	—	—	—	—
	RRP-95-585	R11, R21, R31, R41					
Wall Mtg. Bracket U-Bolt Pipe Clamp	GRP-95-734	For All Non-Modular Units Up to 1" NPT	3.34 (85)	2.76 (70)	1.62 (41)	1.10 (28)	0.30 (7.6)

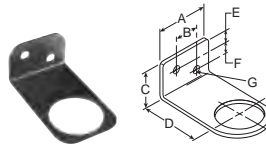
D

Accessories & Repair Kits

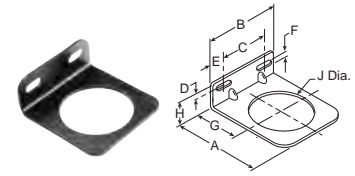
Accessories – Regulators



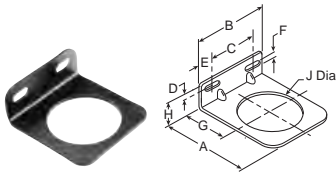
L-Bracket
GPA-95-011, GPA-95-012



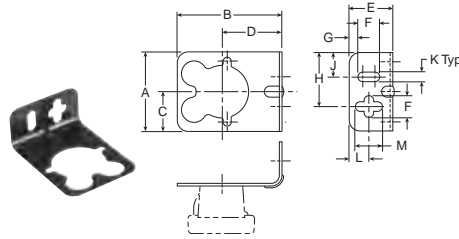
L-Bracket
GRP-95-147



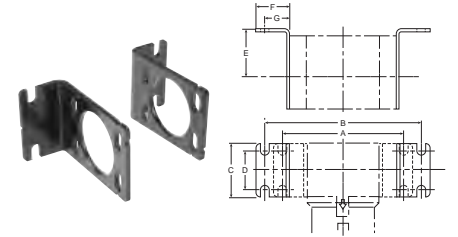
L-Bracket
GPA-96-606



L-Bracket
GPA-96-607

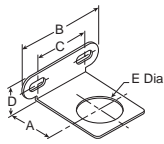


L-Bracket
PS417B
(Includes Panel Mount Nut)

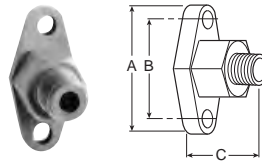


L-Bracket
P3NKA00MW

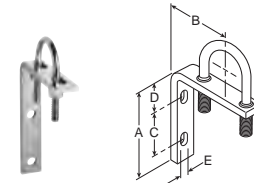
For 1-1/2" BSPP Port Block with E02 fitting application, use Mounting Bracket Kit P3NKA0BMMW



L-Bracket
GRP-96-739



Wall Mounting Bracket – Gauge Port Adapter
RRP-95-590, 1/4" Pipe Thread
RRP-95-591, 1/8" Pipe Thread



Wall Mounting Bracket U-Bolt Pipe Clamp
GRP-95-734

Dimensions Inches (mm)

Accessories		Used On	A	B	C	D	E	F	G	H	J	K	L	M
L-Bracket with Plastic Panel Nut	GPA-95-011	R16, P15, P16	2.50 (63.5)	1.60 (41)	1.50 (38)	0.46 (12)	0.62 (16)	1.88 (48)	1.62 (41)	—	—	—	—	—
	GRP-95-747	RB3, RA3	1.50 (38)	0.68 (17)	1.00 (25)	1.75 (44)	0.34 (8.6)	0.31 (7.9)	0.22 (5.6)	—	—	—	—	—
L-Bracket	GPA-95-012	R16, P15, P16	2.50 (63.5)	1.60 (41)	1.50 (38)	0.46 (12)	0.62 (16)	1.88 (48)	1.62 (41)	—	—	—	—	—
	GRP-95-147	RB3, RA3	1.50 (38)	0.68 (17)	1.00 (25)	1.75 (44)	0.34 (8.6)	0.31 (7.9)	0.22 (5.6)	—	—	—	—	—
	GPA-95-956	R26	3.00 (76.2)	2.06 (50.8)	—	0.55 (14.0)	3.50 (88.9)	4.05 (102.9)	1.88 (47.8)	—	—	—	—	—
	GRP-96-739	R08, R09	1.57 (40)	2.68 (68)	1.74 (44)	.97 (25)	1.19 (30)	—	—	—	—	—	—	—
	GPA-96-606	R18, R19	2.74 (69.5)	2.74 (69.5)	1.66 (42)	.43 (11)	.54 (14)	.28 (7.1)	1.57 (40)	1.00 (25)	2.0 (51)	—	—	—
	GPA-96-607	R28	3.33 (84.5)	3.00 (76)	1.88 (48)	.43 (11)	.56 (14)	2.40 (61)	1.94 (49)	1.00 (25)	2.40 (61)	—	—	—
	P3NKA00MW	R39	6.22 (158)	8.19 (208)	2.75 (70)	1.97 (50)	2.36 (60)	1.77 (45)	1.30 (33)	—	—	—	—	—
	PS417B	R03	1.80 (46)	2.37 (60)	0.90 (23)	1.35 (34)	1.00 (25)	0.50 (13)	0.20 (5)	1.24 (31)	0.56 (14)	0.22 (6)	0.45 (11)	0.62 (16)
Wall Mtg. Bracket Gauge Port Adapter	RRP-95-590	P15, P16, R16, R21, R26, R30, R31, R40, R41	1.87 (47.5)	1.38 (35)	1.25 (31.7)	—	—	—	—	—	—	—	—	—
	RRP-95-591	RB3, RA3, R03	1.87 (47.5)	1.38 (35)	1.09 (27.6)	—	—	—	—	—	—	—	—	—

Regulator Replacement Kits

Model	Self-relieving Diaphragm (Nitrile)	Non-relieving Diaphragm (Nitrile)	Valve Assembly Kit	Tamper Resistant Ring	Plastic Panel Nut	Aluminum Panel Nut
R08, R09	GRP-96-725	GRP-96-726	RRP-96-727	RPA-96-735	RPA-96-734	RPA-96-733
R18	RRP-96-656	RRP-96-657	RRP-96-658	RRP-96-671	RRP-96-675	RRP-96-673
R19	RRP-96-760	RRP-96-761	RRP-96-658	RRP-96-671	RRP-96-675	RRP-96-673
R28	RRP-96-986	RRP-96-987	RRP-96-049	RRP-96-672	RRP-96-676	RRP-96-674
Model	Main Regulating Spring 0-30 PSIG	Main Regulating Spring 0-60 PSIG	Main Regulating Spring 0-125 PSIG	Main Regulating Spring 0-250 PSIG		
R08, R09	GRP-95-111	GRP-96-718	GRP-96-717	N/A		
R18, R19	RRP-96-659	RRP-96-660	RRP-96-661	RRP-96-662		
R28	RRP-96-163	RRP-96-164	RRP-96-165	RRP-96-166		
R39	N/A	C10A1304	CA101308	CA101317		

Model Regulator	Self-relieving Piston	Non-relieving Piston	Self-relieving Diaphragm	Non-relieving Diaphragm	Repair Kit Self-relieving	Repair Kit Non-relieving	Valve Assembly Kit
R03	—	—	—	—	PS423	PS422	PS424B
R16	—	—	RRP-96-213	RRP-96-216	RRP-95-130	RRP-95-129	RRP-96-215
R21	—	—	—	—	RRP-95-151	—	—
R26	—	—	RRP-96-238	RRP-96-332	RRP-95-951	RRP-95-950	RRP-96-294
R30	—	RRP-95-451	—	—	—	—	RRP-95-159
R31	RRP-95-192	—	—	—	RRP-95-152	—	RRP-96-935
R40	—	RRP-95-451	—	—	RRP-95-161	RRP-95-162	—
R41	RRP-95-192	—	—	—	—	—	RRP-96-935

Model	Self-relieving Diaphragm	Non-relieving Diaphragm	Repair Kit Self-relieving	Repair Kit Non-relieving	Valve Assembly Kit	Fluorocarbon Diaphragm Self-relieving	Fluorocarbon Valve Assembly
Precision Regulator P15 / P16	PRP-95-960	—	PRP-95-004	PRP-95-053	PRP-95-959	PRP-95-073	PPA-95-067

	Pressure Spring 0-15 PSIG	Pressure Spring 0-30 PSIG	Pressure Spring 0-40 PSIG	Pressure Spring 0-50 PSIG	Pressure Spring 0-60 PSIG	Pressure Spring 0-125 PSIG	Pressure Spring 0-160 PSIG	Pressure Spring 0-180 PSIG	Pressure Spring 0-250 PSIG
R16	—	—	—	RRP-95-222	—	RRP-95-224	—	—	RRP-95-218
R21	—	—	RRP-95-906	—	—	—	RRP-95-905	—	—
R26	—	—	—	—	RRP-95-962	GRP-95-225	—	—	RRP-95-219
R30	—	—	—	—	—	RRP-95-226	—	RRP-95-220	—
R31	—	—	RRP-95-906	—	—	—	RRP-95-905	—	—
R40	—	—	—	—	—	RRP-95-226	—	RRP-95-220	—
R41	—	—	RRP-95-906	—	—	—	RRP-95-905	—	—
P15 / P16	RRP-95-233	RRP-95-916	—	RRP-95-222	—	RRP-95-224	—	—	—

D

Accessories & Repair Kits

Lubricator Replacement Bowl Kits



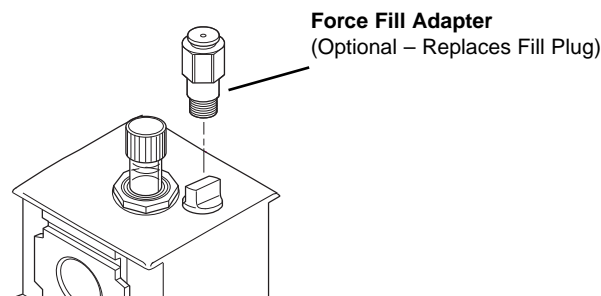
Model	Manual Drain Kit	Plastic Bowl No Drain Port	Plastic Bowl / Bowl Guard Manual Drain	Plastic Bowl Petcock Drain	Metal Bowl / Sight Gauge Manual Drain
L03	—	PS421	—	—	—
L16	—	LRP-96-937	—	LRP-96-543	GRP-95-133
L08	—	—	LRP-96-736	—	GRP-96-714*
L17	—	LRP-96-937	—	LRP-96-543	GRP-95-133
L18	GRP-96-685	—	LRP-96-701	—	GRP-96-636
L26	—	LRP-95-938	LRP-95-967	LRP-95-958	GRP-95-931
L27	—	LRP-95-938	LRP-95-967	LRP-95-958	GRP-95-931
L28	GRP-96-685	—	LRP-96-702	—	GRP-96-644
L30	—	LRP-96-940	LRP-95-830	LRP-96-160	GRP-95-676
L34	—	LRP-96-940	LRP-95-830	LRP-96-160	GRP-95-676
L39	PS512	—	—	—	P3NKA00BSM
L40	—	LRP-96-940	LRP-95-830	LRP-96-160	GRP-95-676
L50	—	LRP-96-940	LRP-95-830	LRP-96-160	GRP-95-676

*Metal bowl does not have sight gauge. ** No Drain.

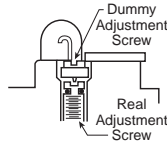
D
Accessories & Repair Kits

Lubricator Replacement Kits

Model	Siphon Tube Assembly	Bowl O-ring (Nitrile)	Bowl O-ring (Fluorocarbon)	Force Fill Adapter	Fill Plug Kit (Fill Plug & O-ring)	Sight Dome Assembly
L08	LRP-96-731	GRP-96-710	GRP-96-711	N/A	LRP-96-730	LRP-96-301
L18	LRP-96-677	GRP-96-640	GRP-96-754	LRP-96-704	LRP-96-679	LRP-96-310
L28	LRP-96-781	GRP-96-654	GRP-96-755	LRP-96-704	LRP-96-679	LRP-96-310
L39	N/A	N/A	N/A	P3NKA00PK	P3NKA00PL	PS740



Accessories – Lubricators



Tamper Resistant Kit
LRP-95-587

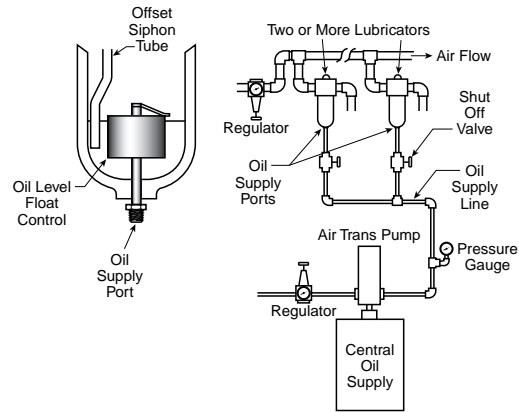


F442 Oil
F442001 - 1 Quart Bottle
F442002 - 1 Gallon
F442005 - 4 Gallon Case

Auto-Fill™ Adapter Kits

These adapters provide automatic oil replenishing to several lubricators from a central oil supply. See schematic for installation. Pump, regulators, shut-off valves not included. Oil supply pressure must be a least 5 PSIG (0.3 bar) above compressed air pressure at lubricators, but no higher than 50 PSIG (3.4 bar) above. Oil pressure must be turned off when air pressure is turned off.

Order Part No. LRP-95-965 to adapt L26, L27, and No. LRP-95-698 for L30 and L34 series.



Dimensions

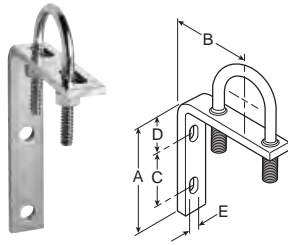
Inches (mm)

Accessories	Part Number	Used On	A	B	C	D	E	F	G	H	J	K	L	M
Force-Fill Adapter	GRP-96-394	L16 / L17, L26 / L27, L30, L31, L32, L34, L50	—	—	—	—	—	—	—	—	—	—	—	—
Tamper Resistant Kit	LRP-95-587	L16 / L17, L26 / L27, L30, L31, L32, L34, L40, L41, L42, L50	—	—	—	—	—	—	—	—	—	—	—	—
Oil	F442001 – 1 Quart Bottle		—	—	—	—	—	—	—	—	—	—	—	—
	F442002 – 1 Gallon		—	—	—	—	—	—	—	—	—	—	—	—
	F442005 – 4 Gallon Case		—	—	—	—	—	—	—	—	—	—	—	—

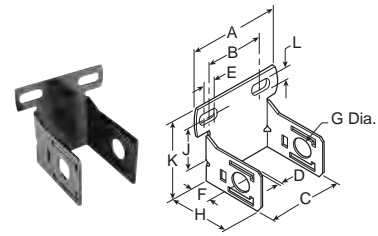
D

Accessories & Repair Kits

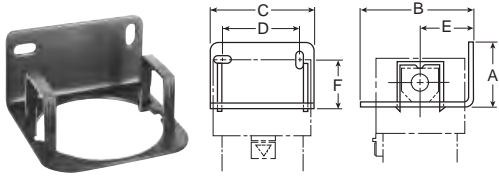
Accessories – Lubricators



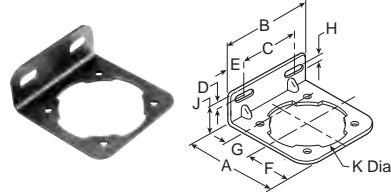
**Wall Mounting Bracket
U-Bolt Pipe Clamp
GRP-95-734**



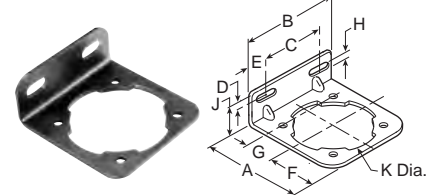
**C-Bracket
GPA-97-010**



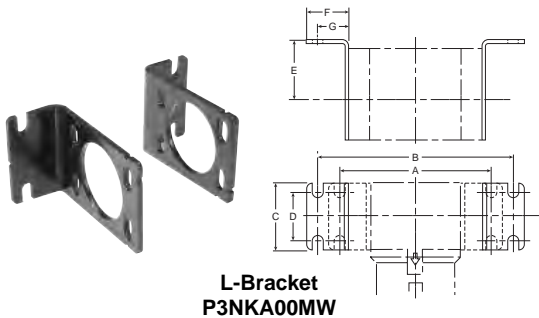
**L-Bracket
GPA-95-016, GPA-95-946**



**L-Bracket
GPA-96-604**



**L-Bracket
GPA-96-605**



**L-Bracket
P3NKA00MW**

For 1-1/2" BSPP Port Block with E02 fitting application, use Mounting Bracket Kit P3NKA00BMW



**L-Bracket
PS419**

Dimensions Inches (mm)

Accessories	Part Number	Used On	A	B	C	D	E	F	G	H	J	K	L	M
Wall Mounting Bracket	GRP-95-734	For All Non-Modular Units Up To 1" NPT	3.34 (85)	2.76 (70)	1.62 (41)	1.10 (28)	0.30 (7.6)	—	—	—	—	—	—	—
C-Bracket	GPA-97-010	L08	2.67 (68)	1.73 (44)	1.57 (40)	.07 (1.8)	.39 (9.9)	1.57 (40)	.78 (20)	2.32 (59)	1.37 (35)	2.41 (61)	.26 (6.6)	—
L-Bracket	GPA-95-016	L16 / L17	2.12 (53)	3.62 (91)	3.40 (83)	2.53 (64)	1.88 (47)	2.12 (54)	—	—	—	—	—	—
	GPA-95-946	L26 / L27	2.12 (53)	3.62 (91)	3.80 (96)	2.93 (74)	1.88 (47)	2.12 (54)	—	—	—	—	—	—
	GPA-96-604	L18	2.84 (72)	2.74 (69.5)	1.66 (42)	.38 (9.6)	.54 (14)	1.26 (32)	.88 (22)	.28 (7.1)	1.10 (28)	2.25 (57)	—	—
	GPA-96-605	L28	3.44 (87)	3.00 (76)	1.88 (48)	.38 (9.6)	.56 (14)	1.49 (38)	1.10 (28)	.28 (7.1)	1.10 (28)	2.66 (67.5)	—	—
	P3NKA00MW	L39	6.22 (158)	8.19 (208)	2.75 (70)	1.97 (50)	2.36 (60)	1.77 (45)	1.30 (33)	—	—	—	—	—
	PS419	L03	2.12 (53)	3.62 (91)	3.40 (83)	2.53 (64)	1.88 (47)	0.50 (13)	0.20 (5)	1.24 (31)	0.56 (14)	0.22 (6)	0.45 (11)	0.62 (16)

Filter / Regulators Replacement Repair Kits



Model	Plastic Bowl / Bowl Guard Manual Drain	Metal Bowl / Sight Gauge Manual Drain	Plastic Bowl / Bowl Guard Automatic Drain	Metal Bowl / Sight Gauge Automatic Drain	Plastic Bowl / Bowl Guard Closed Bottom
B08	GRP-96-712	GRP-96-714*	N/A	N/A	N/A
B18	GRP-96-634	GRP-96-636	GRP-96-635	GRP-96-637	GRP-96-638
B28	GRP-96-642	GRP-96-644	GRP-96-643	GRP-96-645	GRP-96-652
B39	N/A	P3NKA00BSM	N/A	P3NKA00BSA	N/A

* Metal bowl does not have sight gauge.


** 12 Series has Piston Style Drain.

Model	Filter Element 5 Micron	Bowl O-ring (Nitrile)	Bowl O-ring (Fluorocarbon)	Filter Retainer Element Baffle	Manual Drain
B08	FRP-96-729	GRP-96-710	GRP-96-711	N/A	N/A
B18	FRP-96-639	GRP-96-640	GRP-96-754	FRP-96-641	GRP-96-685
B28	FRP-96-653	GRP-96-654	GRP-96-755	FRP-96-283	GRP-96-685
B39	P3NKA00ESE	N/A	N/A	N/A	PS512
Model	Self-relieving Diaphragm (Nitrile)	Non-relieving Diaphragm (Nitrile)	Valve Assembly Kit	Valve Spring	Service Kit (Relieving)
B08	GRP-96-725	GRP-96-726	RRP-96-727	RRP-96-728	N/A
B18	RRP-96-656	RRP-96-657	RRP-96-658	N/A	N/A
B28	RRP-96-986	RRP-96-987	RRP-96-049	N/A	N/A
Model	Main Regulating Spring 0-30 PSIG	Main Regulating Spring 0-60 PSIG	Main Regulating Spring 0-125 PSIG	Main Regulating Spring 0-250 PSIG	
B08	GRP-95-111	GRP-96-718	GRP-96-717	N/A	
B18	RRP-96-659	RRP-96-660	RRP-96-661	RRP-96-662	
B28	RRP-96-163	RRP-96-164	RRP-96-165	RRP-96-166	
B39	N/A	C10A1304	CA101308	CA101317	
Tamper Resistant Model	Aluminum Resistant Ring	Plastic Panel Nut	Manual Panel Nut		
B08	RPA-95-735	RPA-96-733	RPA-96-734		
B18	RRP-96-671	RRP-96-673	RRP-96-675		
B28	RRP-96-672	RRP-96-674	RRP-96-676		

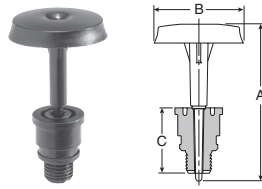
D

Accessories & Repair Kits

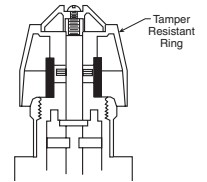
Accessories Filter / Regulators



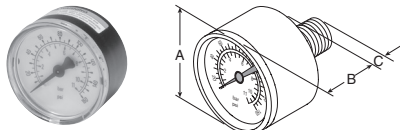
Automatic Drain
GRP-95-973, GRP-95-981



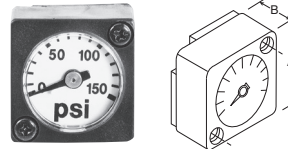
Piston Drain
GRP-96-716



Tamper Resistant Kit
RPA-95-006



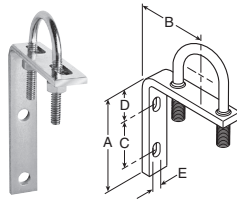
Gauges



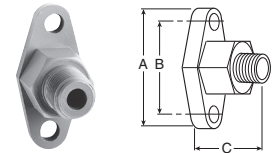
Flush Mount Gauge
08 Series



Digital Gauge



**Wall Mounting Bracket –
U-Bolt Pipe Clamp**
GRP-95-734



**Wall Mounting Bracket –
Gauge Port Adapter**
RRP-95-590

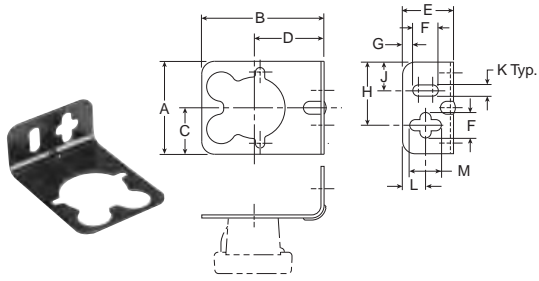
Dimensions Inches (mm)

Accessories	Part Number	Used On	A	B	C	D	E
Automatic Drains, Nitrile	GRP-95-973	B18, B28, CB6	2.93 (74.4)	1.47 (37.3)	1.17 (29.7)	—	—
Automatic Drains, Fluorocarbon	GRP-95-981	B18, B28, CB6					
Piston Drain	GRP-96-716	B08	1.70 (43)	.94 (24)	.68 (17)	—	—
Gauges, 1/8 Port, CBM	K4515N18030 (0 to 30 PSIG)	B03	1.64 (41.6)	1.09 (27.6)	.80 (20)	—	—
	K4515N18060 (0 to 60 PSIG)	B03, BB3, BA3					
	K4515N18160 (0 to 160 PSIG)						
Gauges, 1/4 Port, CBM	K4520N14030W (0 to 30 PSIG)	PC5, PC6	1.96 (49.8)	1.08 (27)	.91 (23)	—	—
	K4520N14060W (0 to 60 PSIG)	CB6, PC5, PC6					
	K4520N14160W (0 to 160 PSIG)						
	K4520N14300W (0 to 300 PSIG)						
Gauges, 5mm 2" Round 1/4 Center Back Mount	K4520N14030 (0 to 30 PSIG)	B18, B28	1.67 (50)	.94 (24)	.71 (18)	—	—
	K4520N14060 (0 to 60 PSIG)						
	K4520N14160 (0 to 300 PSIG)						
	K4520N14300 (0 to 20 bar)						
Flush Mount Series Gauges	K4511SCR150 (0 to 150 PSIG)	B08	1.06 (26.9)	.63 (16)	—	—	—
	K4511SCR060 (0 to 60 PSIG)						
	K4511SCR11B (0 to 11 bar)						
Round Digital Gauge, 1/4 Port	K4517N14160D (0 to 160 PSIG)	B18, B28	1-3/4" Diameter				
Tamper Resistant Kit	RPA-95-006	CB6, PC5, PC6	—	—	—	—	—
Wall Mtg. Bracket U-Bolt Pipe Clamp	GRP-95-734	For All Non-Modular Units Up to 1" NPT	3.34 (85)	2.76 (70)	1.62 (41)	1.10 (28)	0.30 (7.6)
Wall Mtg. Bracket Gauge Port Adapter	RRP-95-590	CB6, PC5, PC6	1.87 (47.5)	1.36 (34.5)	1.06 (27)	—	—

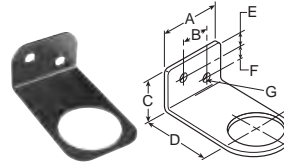
D

Accessories & Repair Kits

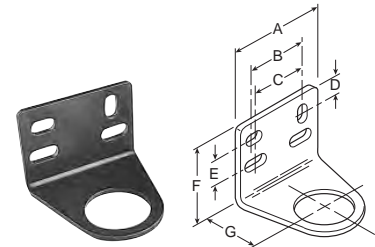
Accessories – Filter / Regulators



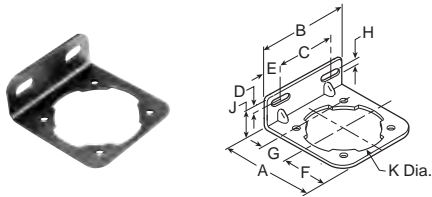
**L-Bracket
PS417B
(Includes Panel Mount Nut)**



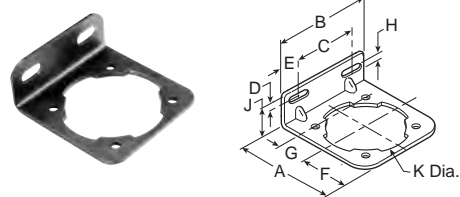
**L-Bracket
GRP-95-147**



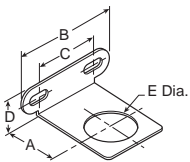
**L-Bracket
GPA-95-011, GPA-95-012**



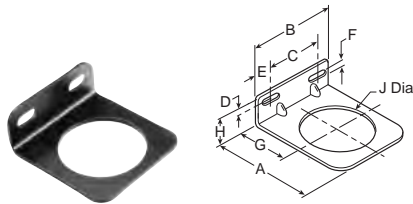
**Body L-Bracket
GPA-96-604**



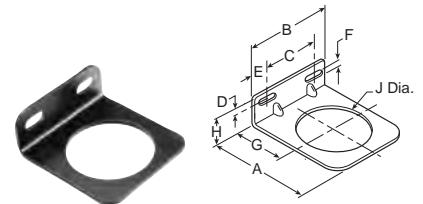
**Body L-Bracket
GPA-96-605**



**L-Bracket
GRP-96-739**



**Bonnet L-Bracket
GPA-96-606**

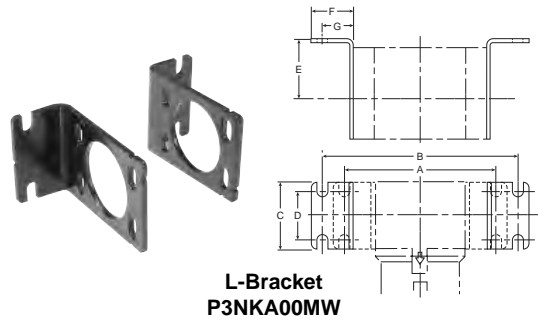


**Bonnet L-Bracket
GPA-96-607**

D

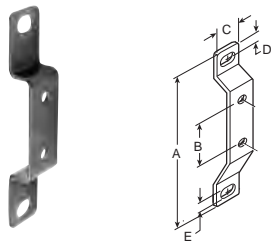
Accessories & Repair Kits

Accessories – Filter / Regulators

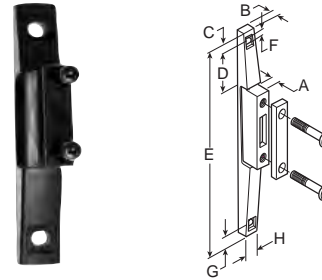


**L-Bracket
P3NKA00MW**

For 1-1/2" BSPP Port Block with E02 fitting application, use **Mounting Bracket Kit P3NKA0BMMW**



**T-Bracket
GPA-96-602**

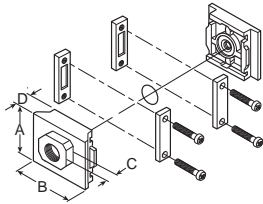


**T-Bracket
GPA-96-737
w/ Joiner**

Dimensions Inches (mm)

Accessories	Part Number	Used On	A	B	C	D	E	F	G	H	J	K	L	M
L-Bracket with Plastic Panel Nut	GPA-95-011	CB6, PC5, PC6	2.50 (63.5)	1.60 (41)	1.50 (38)	0.46 (12)	0.62 (16)	1.88 (48)	1.62 (41)	—	—	—	—	—
	GRP-95-747	BB3, BA3	1.50 (38)	0.68 (17)	1.00 (25)	1.75 (44)	0.34 (8.6)	0.31 (7.9)	0.22 (5.6)	—	—	—	—	—
L-Bracket	GPA-95-012	CB6, PC5, PC6	2.50 (63.5)	1.60 (41)	1.50 (38)	0.46 (12)	0.62 (16)	1.88 (48)	1.62 (41)	—	—	—	—	—
	GRP-95-147	BB3, BA3	1.50 (38)	0.68 (17)	1.00 (25)	1.75 (44)	0.34 (8.6)	0.31 (7.9)	0.22 (5.6)	—	—	—	—	—
	GPA-96-606	B18	2.74 (69.5)	2.74 (69.5)	1.66 (42)	.43 (11)	.54 (14)	.28 (7.1)	1.57 (40)	1.00 (25)	2.0 (51)	—	—	—
	GPA-96-607	B28	3.33 (84.5)	3.00 (76)	1.88 (48)	.43 (11)	.56 (14)	2.40 (61)	1.94 (49)	1.00 (25)	2.40 (61)	—	—	—
	GRP-96-739	B08	1.57 (40)	2.68 (68)	1.74 (44)	.97 (25)	1.19 (30)	—	—	—	—	—	—	—
	P3NKA00MW	L39	6.22 (158)	8.19 (208)	2.75 (70)	1.97 (50)	2.36 (60)	1.77 (45)	1.30 (33)	—	—	—	—	—
	PS417B	B03	2.12 (53)	3.62 (91)	3.40 (83)	2.53 (64)	1.88 (47)	0.50 (13)	0.20 (5)	1.24 (31)	0.56 (14)	0.22 (6)	0.45 (11)	0.62 (16)
L-Bracket	GPA-96-604	B18	2.84 (72)	2.74 (69.5)	1.66 (42)	.38 (9.6)	.54 (14)	1.26 (32)	.88 (22)	.28 (7.1)	1.10 (28)	2.25 (57)	—	—
	GPA-96-605	B28	3.44 (87)	3.00 (76)	1.88 (48)	.38 (9.6)	.56 (14)	1.49 (38)	1.10 (28)	.28 (7.1)	1.10 (28)	2.66 (67.5)	—	—
	GPA-97-010	B08	2.67 (68)	1.73 (44)	1.57 (40)	.07 (1.8)	.39 (9.9)	1.57 (40)	.78 (20)	2.32 (59)	1.37 (35)	2.41 (61)	.26 (6.6)	—
T-Bracket	GPA-96-602	B18, B28	3.75 (95)	1.00 (25.4)	.76 (19.3)	.25 (6.3)	.28 (7.1)	—	—	—	—	—	—	—
T-Bracket w/ Joiner	GPA-96-737	B08	.45 (11)	.28 (7.1)	.40 (10)	.67 (17)	3.97 (100.8)	.22 (5.6)	.40 (10)	.64 (16)	—	—	—	—

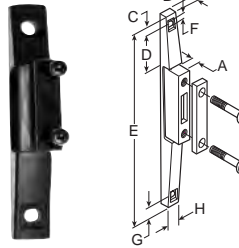
Modular Accessories – 08 Series



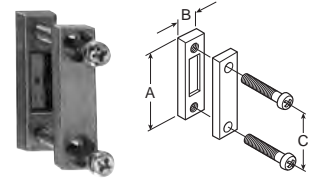
End Block Set



End Block Set
w/ T-Bracket



T-Bracket
GPA-96-737
w/ Joiner



Joiner Set
GPA-96-738
(O-ring not shown)

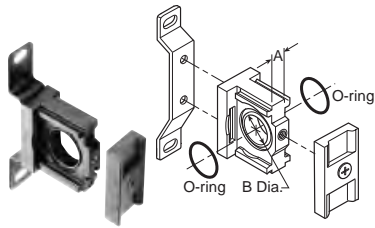
Dimensions Inches (mm)

Accessories	Part Number	Pipe Size	A	B	C	D	E	F	G	H	J	K
T-Bracket Joiner Set	GPA-96-737	—	.45 (11)	.28 (7.1)	.40 (10)	.67 (17)	3.97 (100.8)	.22 (5.6)	.40 (10)	.64 (16)	—	—
Joiner Set	GPA-96-738	—	1.42 (36)	.39 (9.9)	.98 (26)	—	—	—	—	—	—	—
End Block Set	GPA-97-018	1/8 NPT	1.42 (36)	1.57 (40)	.53 (13.5)	.31 (8)	—	—	—	—	—	—
	GPA-97-019	1/4 NPT										
	GPA-97-020	3/8 NPT										
	GPA-97-066	G 1/8										
	GPA-97-067	G 1/4										
GPA-97-065	G 3/8											
End Block Set With T-Brackets	GPA-97-025	1/8 NPT	1.42 (36)	1.57 (40)	.53 (13.5)	.31 (8)	—	—	—	—	—	—
	GPA-97-026	1/4 NPT										
	GPA-97-027	3/8 NPT										
	GPA-97-068	G 1/8										
	GPA-97-069	G 1/4										
	GPA-97-070	G 3/8										

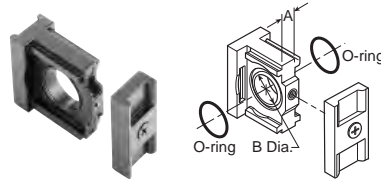
D

Accessories & Repair Kits

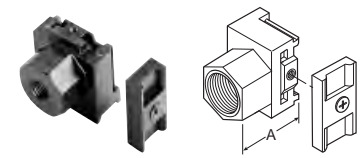
Modular Accessories – 18 / 28 Series



T-Bracket w/ Joiner Set GPA-96-603



Joiner Set GPA-96-601



End Block

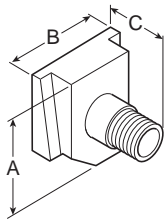
Dimensions Inches (mm)

Accessories	Part Number	Pipe Size	A	B	C	D	E	F	G	H	J	K
T-Bracket w/ Joiner Set	GPA-96-603	—	.35 (8.9)	.87 (22.1)	—	—	—	—	—	—	—	—
Joiner Set	GPA-96-601	—	.35 (8.9)	.87 (22.1)	—	—	—	—	—	—	—	—
End Block	GPA-96-610	1/4 NPT	1.59 (40)	—	—	—	—	—	—	—	—	—
	GPA-96-611	3/8 NPT										
	GPA-96-612	1/2 NPT										
	GPA-96-613	3/4 NPT										
	GPA-96-620	G 1/4										
	GPA-96-621	G 3/8										
	GPA-96-622	G 1/2										
GPA-96-623	G 3/4											

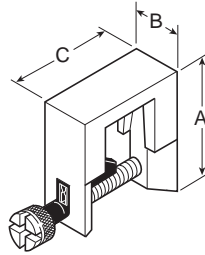
D

Accessories & Repair Kits

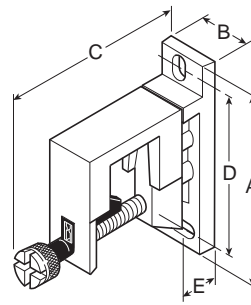
Modular Accessories – 16 / 26 Series



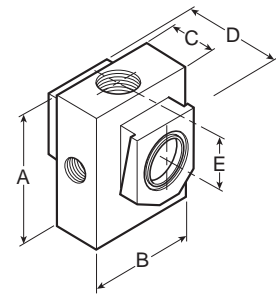
Modular Pipe Adapter
GPA-95-035,
GPA-95-036,
GPA-95-037



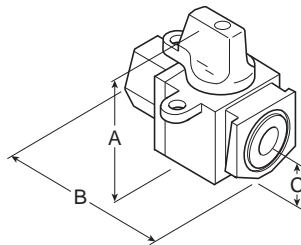
Modular Sleeve
GPA-95-292



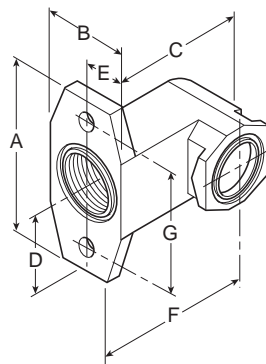
Modular Sleeve with T-Bracket
GPA-95-969



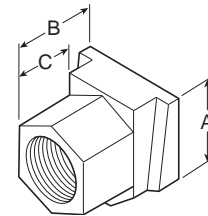
**Modular Manifold Block
(3 Auxiliary Ports)**
GPA-95-919



Modular 3-Way Shut-off Valve
GPA-95-096,
GPA-95-097,
GPA-95-098



Right-Angle Bracket
GPA-95-042



**Modular Connecting
End Block Set**
GPA-95-223, -224,
-225, -320, -321









D

Accessories & Repair Kits

Dimensions Inches (mm)

Accessories	Part Number	Pipe Size NPT	A	B	C	D	E	F	G
Modular Pipe Adapter	GPA-95-035	1/4	1.25	1.25	1.14	—	—	—	—
	GPA-95-036	3/8	(31.7)	(31.7)	(28.9)	—	—	—	—
	GPA-95-037	1/2							
Modular Sleeve	GPA-95-292	—	2.15 (54.6)	0.82 (20.8)	1.92 (48.8)	—	—	—	—
Modular Sleeve With T-Bracket	GPA-95-969	—	3.60 (91.4)	.82 (20.8)	3.43 (87.1)	2.98 (75.7)	0.78 (19.8)	—	—
Modular Manifold Block (3 Auxiliary Ports)	GPA-95-919	1/4	2.30 (58.4)	2.00 (50.8)	0.72 (18.3)	1.57 (39.9)	0.98 (24.9)	—	—
Modular 3-Way Shut-off Valve	GPA-95-096	1/4	2.38	2.51	0.69	—	—	—	—
	GPA-95-097	3/8	(60.4)	(63.7)	(17.5)	—	—	—	—
	GPA-95-098	1/2							
Modular Right Angle Bracket	GPA-95-042	—	2.75 (69.8)	1.25 (31.7)	2.38 (60.4)	1.00 (25.4)	0.63 (16.0)	1.75 (44.5)	2.00 (50.8)
Modular Connecting End Block Set	GPA-95-223	1/4	1.25	1.19	0.75	—	—	—	—
	GPA-95-224	3/8	(31.7)	(30.2)	(19.0)	—	—	—	—
	GPA-95-225	1/2							
	GPA-95-320	3/4							
	GPA-95-321	1							

Modular Accessories – 90 Series

Description	Connection	Weight kg (lb)	Part number		
0.01 micron element kit			P3YKA00ESC		
5 micron element kit			P3YKA00ESE		
Adsorber element kit			P3YKA00ESA		
Angle bracket + metal lock ring			P3YKA00MS		
Bowl kit with combined manual / semi-auto drain			P3YKA00BSC		
Bowl kit with auto drain			P3YKA00BSA		
Bowl kit			P3YKA00BSN		
Connector o-ring kit	Qty: 5		P3YKA08CY		
Differential pressure indicator kit			P3YKA00RQ		
Diaphragm kit (relieving type)			P3YKA00RR		
Diaphragm kit (non-relieving type)			P3YKA00RN		
Key lock (replacement)			P3XKA00AS		
Lubricator oil	F442001 - 1 Qt.	0.92 (2.03)	F442001		
	F442002 - 1 Gal		F442002		
Neck mounting bracket kit		3.75 (8.27)	P3YKA00MS		
P3Y connecting kit		0.05 (0.11)	P3YKA00CB		
Panel mounting nut (Aluminum)		0.70 (1.54)	P3YKA00MM		
Pressure gauge	0 to 10 bar (0 to 160 psig)	1/4"	0.06 (0.13)	K4520N14160	
	0 to 20 bar (0 to 300 psig)	1/4"	0.06 (0.13)	K4520N14300	
Refill plug			P3YKA00PL		
Wall mounting brackets		0.2 (0.44)	P3YKA00CW		

D

Accessories & Repair Kits

Notes

D

Accessories & Repair Kits



Safety Guidelines

Safety Guide For Selecting And Using Pneumatic Division Products And Related Accessories

WARNING:

FAILURE OR IMPROPER SELECTION OR IMPROPER USE OF PNEUMATIC DIVISION PRODUCTS, ASSEMBLIES OR RELATED ITEMS (“PRODUCTS”) CAN CAUSE DEATH, PERSONAL INJURY, AND PROPERTY DAMAGE. POSSIBLE CONSEQUENCES OF FAILURE OR IMPROPER SELECTION OR IMPROPER USE OF THESE PRODUCTS INCLUDE BUT ARE NOT LIMITED TO:

- Unintended or mistimed cycling or motion of machine members or failure to cycle
- Work pieces or component parts being thrown off at high speeds.
- Failure of a device to function properly for example, failure to clamp or unclamp an associated item or device.
- Explosion
- Suddenly moving or falling objects.
- Release of toxic or otherwise injurious liquids or gasses.

Before selecting or using any of these Products, it is important that you read and follow the instructions below.

1. GENERAL INSTRUCTIONS

- 1.1. Scope:** This safety guide is designed to cover general guidelines on the installation, use, and maintenance of Pneumatic Division Valves, FRLs (Filters pressure Regulators and Lubricators), Vacuum products and related accessory components.
- 1.2. Fail-Safe:** Valves, FRLs, Vacuum products and their related components can and do fail without warning for many reasons. Design all systems and equipment in a fail-safe mode, so that failure of associated valves, FRLs or Vacuum products will not endanger persons or property.
- 1.3 Relevant International Standards:** For a good guide to the application of a broad spectrum of pneumatic fluid power devices see: ISO 4414:1998, Pneumatic Fluid Power – General Rules Relating to Systems. See www.iso.org for ordering information.
- 1.4. Distribution:** Provide a copy of this safety guide to each person that is responsible for selection, installation, or use of Valves, FRLs or Vacuum products. Do not select, or use Wilkerson valves, FRLs or vacuum products without thoroughly reading and understanding this safety guide as well as the specific Wilkerson publications for the products considered or selected.
- 1.5. User Responsibility:** Due to the wide variety of operating conditions and applications for valves, FRLs, and vacuum products Wilkerson and its distributors do not represent or warrant that any particular valve, FRL or vacuum product is suitable for any specific end use system. This safety guide does not analyze all technical parameters that must be considered in selecting a product. The user, through its own analysis and testing, is solely responsible for:
 - Making the final selection of the appropriate valve, FRL, Vacuum component, or accessory.
 - Assuring that all user's performance, endurance, maintenance, safety, and warning requirements are met and that the application presents no health or safety hazards.
 - Complying with all existing warning labels and / or providing all appropriate health and safety warnings on the equipment on which the valves, FRLs or Vacuum products are used; and,
 - Assuring compliance with all applicable government and industry standards.
- 1.6. Safety Devices:** Safety devices should not be removed, or defeated.
- 1.7. Warning Labels:** Warning labels should not be removed, painted over or otherwise obscured.
- 1.8. Additional Questions:** Call the appropriate Wilkerson technical service department if you have any questions or require any additional information. See the Wilkerson publication for the product being considered or used, or call 269-629-2550, or go to www.wilkersoncorp.com, for telephone numbers of the appropriate technical service department.

2. PRODUCT SELECTION INSTRUCTIONS

- 2.1. Flow Rate:** The flow rate requirements of a system are frequently the primary consideration when designing any pneumatic system. System components need to be able to provide adequate flow and pressure for the desired application.
- 2.2. Pressure Rating:** Never exceed the rated pressure of a product. Consult product labeling, Pneumatic Division catalogs or the instruction sheets supplied for maximum pressure ratings.
- 2.3. Temperature Rating:** Never exceed the temperature rating of a product. Excessive heat can shorten the life expectancy of a product and result in complete product failure.
- 2.4. Environment:** Many environmental conditions can affect the integrity and suitability of a product for a given application. Pneumatic Division products are designed for use in general purpose industrial applications. If these products are to be used in unusual circumstances such as direct sunlight and/or corrosive or caustic environments, such use can shorten the useful life and lead to premature failure of a product.
- 2.5. Lubrication and Compressor Carryover:** Some modern synthetic oils can and will attack nitrile seals. If there is any possibility of synthetic oils or greases migrating into the pneumatic components check for compatibility with the seal materials used. Consult the factory or product literature for materials of construction.
- 2.6. Polycarbonate Bowls and Sight Glasses:** To avoid potential polycarbonate bowl failures:
 - Do not locate polycarbonate bowls or sight glasses in areas where they could be subject to direct sunlight, impact blow, or temperatures outside of the rated range.
 - Do not expose or clean polycarbonate bowls with detergents, chlorinated hydro-carbons, ketones, esters or certain alcohols.
 - Do not use polycarbonate bowls or sight glasses in air systems where compressors are lubricated with fire resistant fluids such as phosphate ester and di-ester lubricants.

2.7. Chemical Compatibility: For more information on plastic component chemical compatibility see Pneumatic Division technical bulletins Tec-3, Tec-4, and Tec-5

2.8. Product Rupture: Product rupture can cause death, serious personal injury, and property damage.

- Do not connect pressure regulators or other Pneumatic Division products to bottled gas cylinders.
- Do not exceed the maximum primary pressure rating of any pressure regulator or any system component.
- Consult product labeling or product literature for pressure rating limitations.

3. PRODUCT ASSEMBLY AND INSTALLATION INSTRUCTIONS

3.1. Component Inspection: Prior to assembly or installation a careful examination of the valves, FRLs or vacuum products must be performed. All components must be checked for correct style, size, and catalog number. DO NOT use any component that displays any signs of nonconformance.

3.2. Installation Instructions: Wilkerson published Installation Instructions must be followed for installation of Wilkerson valves, FRLs and vacuum components. These instructions are provided with every Wilkerson valve or FRL sold, or by calling 269-629-2550, or at www.wilkersoncorp.com.

3.3. Air Supply: The air supply or control medium supplied to Valves, FRLs and Vacuum components must be moisture-free if ambient temperature can drop below freezing

4. VALVE AND FRL MAINTENANCE AND REPLACEMENT INSTRUCTIONS

4.1. Maintenance: Even with proper selection and installation, valve, FRL and vacuum products service life may be significantly reduced without a continuing maintenance program. The severity of the application, risk potential from a component failure, and experience with any known failures in the application or in similar applications should determine the frequency of inspections and the servicing or replacement of Pneumatic Division products so that products are replaced before any failure occurs. A maintenance program must be established and followed by the user and, at minimum, must include instructions 4.2 through 4.9.

4.2. Installation and Service Instructions: Before attempting to service or replace any worn or damaged parts consult the appropriate Service Bulletin for the valve or FRL in question for the appropriate practices to service the unit in question. These Service and Installation Instructions are provided with every Wilkerson valve and FRL sold, or are available by calling 269-629-2550, or by accessing the Wilkerson web site at www.wilkersoncorp.com.

4.3. Lockout / Tagout Procedures: Be sure to follow all required lockout and tagout procedures when servicing equipment. For more information see: OSHA Standard – 29 CFR, Part 1910.147, Appendix A, The Control of Hazardous Energy – (Lockout / Tagout)

4.4. Visual Inspection: Any of the following conditions requires immediate system shut down and replacement of worn or damaged components:

- Air leakage: Look and listen to see if there are any signs of visual damage to any of the components in the system. Leakage is an indication of worn or damaged components.
- Damaged or degraded components: Look to see if there are any visible signs of wear or component degradation.
- Kinked, crushed, or damaged hoses. Kinked hoses can result in restricted air flow and lead to unpredictable system behavior.
- Any observed improper system or component function: Immediately shut down the system and correct malfunction.
- Excessive dirt build-up: Dirt and clutter can mask potentially hazardous situations.

Caution: Leak detection solutions should be rinsed off after use.

4.5. Routine Maintenance Issues:

- Remove excessive dirt, grime and clutter from work areas.
- Make sure all required guards and shields are in place.

4.6. Functional Test: Before initiating automatic operation, operate the system manually to make sure all required functions operate properly and safely.

4.7. Service or Replacement Intervals: It is the user's responsibility to establish appropriate service intervals. Valves, FRLs and vacuum products contain components that age, harden, wear, and otherwise deteriorate over time. Environmental conditions can significantly accelerate this process. Valves, FRLs and vacuum components need to be serviced or replaced on routine intervals. Service intervals need to be established based on:

- Previous performance experiences.
- Government and / or industrial standards.
- When failures could result in unacceptable down time, equipment damage or personal injury risk.

4.8. Servicing or Replacing of any Worn or Damaged Parts: To avoid unpredictable system behavior that can cause death, personal injury and property damage:

- Follow all government, state and local safety and servicing practices prior to service including but not limited to all OSHA Lockout Tagout procedures (OSHA Standard – 29 CFR, Part 1910.147, Appendix A, The Control of Hazardous Energy – Lockout / Tagout).
- Disconnect electrical supply (when necessary) before installation, servicing, or conversion.
- Disconnect air supply and depressurize all air lines connected to system and Pneumatic Division products before installation, service, or conversion.
- Installation, servicing, and / or conversion of these products must be performed by knowledgeable personnel who understand how pneumatic products are to be applied.
- After installation, servicing, or conversions air and electrical supplies (when necessary) should be connected and the product tested for proper function and leakage. If audible leakage is present, or if the product does not operate properly, do not put product or system into use.
- Warnings and specifications on the product should not be covered or painted over. If masking is not possible, contact your local representative for replacement labels.

4.9. Putting Serviced System Back into Operation: Follow the guidelines above and all relevant Installation and Maintenance Instructions supplied with the valve FRL or vacuum component to insure proper function of the system.

Warning: Use Limitations

Wilkerson's warranties are void, and Wilkerson assumes no responsibility for any resulting cost, loss, injury or any other damages whatsoever, with respect to any plastic bowl unit for which a bowl guard is standard equipment if the unit is placed in service without the bowl guard and, except as otherwise specified in writing by Wilkerson, with respect to any Wilkerson products which are used in other than compressed air service. Specific warnings with respect to these and other use limitations appear elsewhere in this catalog.

Wilkerson maintains a policy of ongoing product development and improvement. We therefore reserve the right to change dimensions specification and design without notice.

Do not place plastic bowl unit in service without bowl guard installed.

Plastic bowl units are sold only with bowl guards with the exception to miniature units (C04, F00, L00, & M00). To minimize the danger of flying fragments in the event of plastic bowl failure, the bowl guards should not be removed. If the unit is in service without the bowl guard installed, manufacturer's warranties are void, and the manufacturer assumes no responsibility for any resulting loss.

If the unit has been in service and does not have a bowl guard, order one and install before placing back in service.

Caution

Certain compressor oils, chemicals, household cleaners, solvents, paints and fumes will attack plastic bowls and can cause bowl failure. Do not use near these materials. When bowl becomes dirty replace bowl or wipe only with a clean, dry cloth. Reinstall bowl guard or buy and install a bowl guard. Immediately replace any crazed, cracked, damaged or deteriorated plastic bowl with a bowl or a new plastic bowl and bowl guard.

Caution

Except as otherwise specified by the manufacturer, this product is specifically designed for compressed air service, and use with any other fluid (liquid or gas) is a misapplication. For example, use with or injection of certain hazardous liquids or gases in the system (such as alcohol or liquid petroleum gas) could be harmful to the unit or result in a combustible condition or hazardous external leakage. Before using with fluids other than air, or for non-industrial applications, or for life support systems, consult Wilkerson Operations for written approval.

Some of the Materials that will Attack Polycarbonate Plastic Bowls

Acetaldehyde	Chloroform	Milk of Lime (CaOH)
Acetic acid (conc.)	Cresol	Nitric Acid (conc.)
Acetone	Cyclohexanol	Nitrobenzene
Acrylonitrile	Cyclohexanone	Nitrocellulose Lacquer
Ammonia	Cyclohexene	Phenol
Ammonium Fluoride	Dimethyl Formamide	Phosphorous Hydroxy Chloride
Ammonium Hydroxide	Diozane	Perchloroethylene
Ammonium Sulfide	Ethgane tetrachloride	Phosphorous
Anaerobic adhesives	Ethyl Acetate	Propionic Acid
Trichloride and Sealants	Ethyl Ether	Pyridine
Antifreeze	Ethylamine	Sodium Hydroxide
Benzene	Ethylene Chlorohydrin	Sodium Sulfide
Benzoic Acid	Ethylene Dichloride	Styrene
Benzyl Alcohol	Ethylene Glycol	Sulfuric Acid (conc.)
Brake Fluids	Formic Acid (conc.)	Sulphural Chloride
Bromobenzene	Freon (Refrig. & Propell.)	Tetrahydronaphthalene
Butyric Acid	Gasoline (High Aromatic)	Tiophene
Carbolic Acid	Hydrazine	Toluene
Carbon Disulfide	Hydrochloric Acid (conc.)	Turpentine
Carbon Tetrachloride	Lacquer Thinner	Xylene & Others
Caustic Potash Solution	Methyl Alcohol	
Caustic Soda Solution	Methylene Chloride	
Chlorobenzene	Methylene Salicylate	

Trade Names of some Compressor Oils, Rubber Compounds and other Materials that will Attack Polycarbonate Plastic Bowls.

Atlas "Perma-Guard"	National Compound #N11
Buna N	"Nylock" VC-3
Cellulube #150 and #220	Parco #1306 Neoprene
Crylex #5 cement	*Permabond 910
*Eastman 910	Petron PD287
Garlock #98403 (polyurethane)	Prestone
Haskel #568-023	Pydraul AC
Hilgard Co.'s hil phene	Sears Regular Motor Oil
Houghton & Co. oil #1120, #1130 & #1055	Sinclair oil "Lily White"
Houtosafe 1000	Stauffer Chemical FYRQUEL #150
Kano Kroil	Stillman #SR 269-75 (polyurethane)
Keystone penetrating oil #2	Stillman #SR 513-70 (neoprene)
*Loctite 271	Tannergas
*Locite 290	Telar
*Loctite 601	Tenneco anderol #495 & #500 oils
*Loctite Teflon-Sealant	Titon
Marvel Mystery Oil	*Vibra-tite
Minn. Rubber 366Y	Zerex
*When in raw liquid form.	

We cannot possibly list all harmful substances, so check with Mobay or the General Electric office for further information on polycarbonate plastic.

The trade names "EconOmist" and "Flow-Guide" are registered at the United States Patent Office.

"Auto-Fill", "Dial-Air", "Flex-Drain", "Mainliner" and "Whirl-Flo" are tradenames of Wilkerson.

Claims and Shortages: Risk of loss passes to buyer when goods are delivered to the carrier. Inspect all shipments for damage at time of receipt. Claims should be filed by the consignee against the carrier.

Changes: Wilkerson maintains a policy of ongoing product development and improvement. We therefore reserve the right to change dimensions, specifications and design without notice.



Offer of Sale

PARKER-HANNIFIN CORPORATION
OFFER OF SALE

1. **Definitions.** As used herein, the following terms have the meanings indicated.

Buyer:	means any customer receiving a Quote for Products from Seller.
Goods:	means any tangible part, system or component to be supplied by the Seller.
Products:	means the Goods, Services and/or Software as described in a Quote provided by the Seller.
Quote:	means the offer or proposal made by Seller to Buyer for the supply of Products.
Seller:	means Parker-Hannifin Corporation, including all divisions and businesses thereof.
Services:	means any services to be supplied by the Seller.
Software:	means any software related to the Products, whether embedded or separately downloaded.
Terms:	means the terms and conditions of this Offer of Sale or any newer version of the same as published by Seller electronically at www.parker.com/saleterms .

2. **Terms.** All sales of Products by Seller are contingent upon, and will be governed by, these Terms and, these Terms are incorporated into any Quote provided by Seller to any Buyer. Buyer's order for any Products whether communicated to Seller verbally, in writing, by electronic data interface or other electronic commerce, shall constitute acceptance of these Terms. Seller objects to any contrary or additional terms or conditions of Buyer. Reference in Seller's order acknowledgement to Buyer's purchase order or purchase order number shall in no way constitute an acceptance of any of Buyer's terms of purchase. No modification to these Terms will be binding on Seller unless agreed to in writing and signed by an authorized representative of Seller.

3. **Price; Payment.** The Products set forth in Seller's Quote are offered for sale at the prices indicated in Seller's Quote. Unless otherwise specifically stated in Seller's Quote, prices are valid for thirty (30) days and do not include any sales, use, or other taxes or duties. Seller reserves the right to modify prices at any time to adjust for any raw material price fluctuations. Unless otherwise specified by Seller, all prices are F.C.A. Seller's facility (INCOTERMS 2010). All sales are contingent upon credit approval and payment for all purchases is due thirty (30) days from the date of invoice (or such date as may be specified in the Quote). Unpaid invoices beyond the specified payment date incur interest at the rate of 1.5% per month or the maximum allowable rate under applicable law.

4. **Shipment; Delivery; Title and Risk of Loss.** All delivery dates are approximate. Seller is not responsible for damages resulting from any delay. Regardless of the manner of shipment, delivery occurs and title and risk of loss or damage pass to Buyer, upon placement of the Products with the shipment carrier at Seller's facility. Unless otherwise agreed, Seller may exercise its judgment in choosing the carrier and means of delivery. No deferment of shipment at Buyer's request beyond the respective indicated shipping date will be made except on terms that will indemnify, defend and hold Seller harmless against all loss and additional expense. Buyer shall be responsible for any additional shipping charges incurred by Seller due to Buyer's acts or omissions.

5. **Warranty.** The warranty related to the Products is as follows: (i) Goods are warranted against defects in material or workmanship for a period of twelve (12) months from the date of delivery or 2,000 hours of use, whichever occurs first; (ii) Services shall be performed in accordance with generally accepted practices and using the degree of care and skill that is ordinarily exercised and customary in the field to which the Services pertain and are warranted for a period of six (6) months from the completion of the Services by Seller; and (iii) Software is only warranted to perform in accordance with applicable specifications provided by Seller to Buyer for ninety (90) days from the date of delivery or, when downloaded by a Buyer or end-user, from the date of the initial download. All prices are based upon the exclusive limited warranty stated above, and upon the following disclaimer:

DISCLAIMER OF WARRANTY: THIS WARRANTY IS THE SOLE AND ENTIRE WARRANTY PERTAINING TO PRODUCTS. SELLER DISCLAIMS ALL OTHER WARRANTIES, EXPRESS AND IMPLIED, INCLUDING DESIGN, NONINFRINGEMENT, MERCHANTABILITY, AND FITNESS FOR A PARTICULAR PURPOSE. SELLER DOES NOT WARRANT THAT THE SOFTWARE IS ERROR-FREE OR FAULT-TOLERANT, OR THAT BUYER'S USE THEREOF WILL BE SECURE OR UNINTERRUPTED. BUYER AGREES AND ACKNOWLEDGES THAT UNLESS OTHERWISE AUTHORIZED IN WRITING BY SELLER THE SOFTWARE SHALL NOT BE USED IN CONNECTION WITH HAZARDOUS OR HIGH RISK ACTIVITIES OR ENVIRONMENTS. EXCEPT AS EXPRESSLY STATED HEREIN, ALL PRODUCTS ARE PROVIDED "AS IS".

6. **Claims; Commencement of Actions.** Buyer shall promptly inspect all Products upon receipt. No claims for shortages will be allowed unless reported to the Seller within ten (10) days of delivery. Buyer shall notify Seller of any alleged breach of warranty within thirty (30) days after the date the non-conformance is or should have been discovered by Buyer. Any claim or action against Seller based upon breach of contract or any other theory, including tort, negligence, or otherwise must be commenced within twelve (12) months from the date of the alleged breach or other alleged event, without regard to the date of discovery.

7. **LIMITATION OF LIABILITY.** IN THE EVENT OF A BREACH OF WARRANTY, SELLER WILL, AT ITS OPTION, REPAIR OR REPLACE THE NON-CONFORMING PRODUCT, RE-PERFORM THE SERVICES, OR REFUND THE PURCHASE PRICE PAID WITHIN A REASONABLE PERIOD OF TIME. IN NO EVENT IS SELLER LIABLE FOR ANY SPECIAL, INDIRECT, INCIDENTAL OR CONSEQUENTIAL DAMAGES ARISING OUT OF, OR AS THE RESULT OF, THE SALE, DELIVERY, NON-DELIVERY, SERVICING, NON-COMPLETION OF SERVICES, USE, LOSS OF USE OF, OR INABILITY TO USE THE PRODUCTS OR ANY PART THEREOF, LOSS OF DATA, IDENTITY, PRIVACY, OR CONFIDENTIALITY, OR FOR ANY CHARGES OR EXPENSES OF ANY NATURE INCURRED WITHOUT SELLER'S WRITTEN CONSENT, WHETHER BASED IN CONTRACT, TORT OR OTHER LEGAL THEORY. IN NO EVENT SHALL SELLER'S LIABILITY UNDER ANY CLAIM MADE BY BUYER EXCEED THE PURCHASE PRICE PAID FOR THE PRODUCTS.

8. **Loss to Buyer's Property.** Any designs, tools, patterns, materials, drawings, confidential information or equipment furnished by Buyer or any other items which are or become Buyer's property, will be considered obsolete and may be destroyed by Seller after two (2) consecutive years have elapsed without Buyer ordering the Products manufactured using such property. Seller shall not be responsible for any loss or damage to such property while it is in Seller's possession or control.

9. **Special Tooling.** Special Tooling includes but is not limited to tooling, jigs, fixtures and associated manufacturing equipment acquired or necessary to manufacture Products. A tooling charge may be imposed for any Special Tooling. Such Special Tooling shall be and remain Seller's property notwithstanding payment of any charges by Buyer. In no event will Buyer acquire any interest in Special Tooling belonging to Seller that is utilized in the manufacture of the Products, even if such Special Tooling has been specially converted or adapted for such manufacture and notwithstanding any charges paid by Buyer. Unless otherwise agreed, Seller has the right to alter, discard or otherwise dispose of any Special Tooling or other property in its sole discretion at any time.

10. **Security Interest.** To secure payment of all sums due, Seller retains a security interest in all Products delivered to Buyer and, Buyer's acceptance of these Terms is deemed to be a Security Agreement under the Uniform Commercial Code. Buyer authorizes Seller as its attorney to execute and file on Buyer's behalf all documents Seller deems necessary to perfect its security interest.

11. **User Responsibility.** The Buyer through its own analysis and testing, is solely responsible for making the final selection of the Products and assuring that all performance, endurance, maintenance, safety and warning requirements of the application of the Products are met. The Buyer must analyze all aspects of the application and follow applicable industry standards, specifications, and other technical information provided with the Product. If Seller provides Product options based upon data or specifications provided by the Buyer, the Buyer is responsible for determining that such data and specifications are suitable and sufficient for all applications and reasonably foreseeable uses of the Products. In the event the Buyer is not the end-user, Buyer will ensure such end-user complies with this paragraph.

12. **Use of Products; Indemnity by Buyer.** Buyer shall comply with all instructions, guides and specifications provided by Seller with the Products. **Unauthorized Uses.** If Buyer uses or resells the Products for any uses prohibited in Seller's instructions, guides or specifications, or Buyer otherwise fails to comply with Seller's instructions, guides and specifications, Buyer acknowledges that any such use, resale, or non-compliance is at Buyer's sole risk. Buyer shall indemnify, defend, and hold Seller harmless from any losses, claims, liabilities, damages, lawsuits, judgments and costs (including attorney fees and defense costs), whether for personal injury, property damage, intellectual property infringement or any other claim, brought by or incurred by Buyer, Buyer's employees, or any other person, arising out of: (a) improper selection, application, design, specification or other misuse of Products provided by Seller; (b) any act or omission, negligent or otherwise, of Buyer; (c) Seller's use of patterns, tooling, equipment, plans, drawings, designs or specifications or other information or things furnished by Buyer; (d) damage to the Products from an external cause, repair or attempted repair by anyone other than Seller, failure to follow instructions, guides and specifications provided by Seller, use with goods not provided by Seller, or opening, modifying, deconstructing or tampering with the Products for any reason; or (e) Buyer's failure to comply with these Terms. Seller shall not indemnify Buyer under any circumstance except as otherwise provided in these Terms.

13. **Cancellations and Changes.** Buyer may not cancel or modify any order for any reason, except with Seller's written consent and upon terms that will indemnify, defend and hold Seller harmless against all direct, incidental and consequential loss or damage. Seller, at any time, may change Product features, specifications, designs and availability.

14. **Limitation on Assignment.** Buyer may not assign its rights or obligations without the prior written consent of Seller.

15. **Force Majeure.** Seller does not assume the risk and is not liable for delay or failure to perform any of Seller's obligations by reason of events or circumstances beyond its reasonable control ("Events of Force Majeure"). Events of Force Majeure shall include without limitation: accidents, strikes or labor disputes, acts of any government or government agency, acts of nature, delays or failures in delivery from carriers or suppliers, shortages of materials, or any other cause beyond Seller's reasonable control.

16. **Waiver and Severability.** Failure to enforce any provision of these Terms will not invalidate that provision; nor will any such failure prejudice Seller's right to enforce that provision in the future. Invalidation of any provision of these Terms by legislation or other rule of law shall not invalidate any other provision herein and, the remaining provisions will remain in full force and effect.

17. **Termination.** Seller may terminate any agreement governed by or arising from these Terms for any reason and at any time by giving Buyer thirty (30) days prior written notice. Seller may immediately terminate, in writing, if Buyer: (a) breaches any provision of these Terms (b) appoints a trustee, receiver or custodian for all or any part of Buyer's property (c) files a petition for relief in bankruptcy on its own behalf, or one filed by a third party (d) makes an assignment for the benefit of creditors; or (e) dissolves its business or liquidates all or a majority of its assets.

18. **Ownership of Software.** Seller retains ownership of all Software supplied to Buyer hereunder. In no event shall Buyer obtain any greater right in and to the Software than a right in the nature of a license limited to the use thereof and subject to compliance with any other terms provided with the Software.

19. **Indemnity for Infringement of Intellectual Property Rights.** Seller is not liable for infringement of any patents, trademarks, copyrights, trade dress, trade secrets or similar rights ("Intellectual Property Rights") except as provided in this Section. Seller will defend at its expense and will pay the cost of any settlement or damages awarded in an action brought against Buyer based on a third party claim that one or more of the Products sold hereunder infringes the Intellectual Property Rights of a third party in the country of delivery of the Products by the Seller to the Buyer. Seller's obligation to defend and indemnify Buyer is contingent on Buyer notifying Seller within ten (10) days after Buyer becomes aware of any such claim, and Seller having sole control over the defense of the claim including all negotiations for settlement or compromise. If one or more Products sold hereunder is subject to such a claim, Seller may, at its sole expense and option, procure for Buyer the right to continue using the Products, replace or modify the Products so as to render them non-infringing, or offer to accept return of the Products and refund the purchase price less a reasonable allowance for depreciation. Seller has no obligation or liability for any claim of infringement: (i) arising from information provided by Buyer; or (ii) directed to any Products provided hereunder for which the designs are specified in whole or part by Buyer; or (iii) resulting from the modification, combination or use in a system of any Products provided hereunder. The foregoing provisions of this Section constitute Seller's sole and exclusive liability and Buyer's sole and exclusive remedy for such claims of infringement of Intellectual Property Rights.

20. **Governing Law.** These Terms and the sale and delivery of all Products are deemed to have taken place in, and shall be governed and construed in accordance with, the laws of the State of Ohio, as applicable to contracts executed and wholly performed therein and without regard to conflicts of laws principles. Buyer irrevocably agrees and consents to the exclusive jurisdiction and venue of the courts of Cuyahoga County, Ohio with respect to any dispute, controversy or claim arising out of or relating to the sale and delivery of the Products.

21. **Entire Agreement.** These Terms, along with the terms set forth in the main body of any Quote, forms the entire agreement between the Buyer and Seller and constitutes the final, complete and exclusive expression of the terms of sale. In the event of a conflict between any term set forth in the main body of a Quote and these Terms, the terms set forth in the main body of the Quote shall prevail. All prior or contemporaneous written or oral agreements or negotiations with respect to the subject matter shall have no effect. These Terms may not be modified unless in writing and signed by an authorized representative of Seller.

22. **Compliance with Laws.** Buyer agrees to comply with all applicable laws, regulations, and industry and professional standards, including those of the United States of America, and the country or countries in which Buyer may operate, including without limitation the U.S. Foreign Corrupt Practices Act ("FCPA"), the U.S. Anti-Kickback Act ("Anti-Kickback Act"), U.S. and E.U. export control and sanctions laws ("Export Laws"), the U.S. Food Drug and Cosmetic Act ("FDCA"), and the rules and regulations promulgated by the U.S. Food and Drug Administration ("FDA"), each as currently amended. Buyer agrees to indemnify, defend, and hold harmless Seller from the consequences of any violation of such laws, regulations and standards by Buyer, its employees or agents. Buyer acknowledges that it is familiar with all applicable provisions of the FCPA, the Anti-Kickback Act, Export Laws, the FDCA and the FDA and certifies that Buyer will adhere to the requirements thereof and not take any action that would make Seller violate such requirements. Buyer represents and agrees that Buyer will not make any payment or give anything of value, directly or indirectly, to any governmental official, foreign political party or official thereof, candidate for foreign political office, or commercial entity or person, for any improper purpose, including the purpose of influencing such person to purchase Products or otherwise benefit the business of Seller. Buyer further represents and agrees that it will not receive, use, service, transfer or ship any Product from Seller in a manner or for a purpose that violates Export Laws or would cause Seller to be in violation of Export Laws.