

Pneumatically operated 2 way Angle Seat Control Valve



- Excellent control characteristics and high flow rates
- Long service life
- Robust actuators with modular accessory program
- Stainless steel housing with thread and weld end connections

Type 2702 can be combined with...



Type 8692
Positioner / Process controller TopControl



Type 8693
Positioner / Process controller TopControl



Type 2300
Pneumatically operated valve



Type 3360
Electromotive process valve



Type 8635
Positioner SideControl



Type 8694
Positioner TopControl Basic

The 2702 Control Valve consists of an 316L angle seat body with a rugged pneumatic piston actuator. The parabolic trim results in a flow characteristic approximately 35% larger than conventional control valves. It is available in either stainless steel or with a durable PTFE seal for tight shut-off. Type 2702 can be actuated by the Continuous TopControl Type 8692/8693/8694 or SideControl Type 8635 and 8792/93. TopControl/Side-Control thus forms a mechanical and functional unit with the pneumatic actuator as a complete control valve system. This system has been engineered for reliable accurate control in applications where high flow rate is an advantage.

Proven Applications



- Food and beverage CIP/SIP and auxiliary processes with steam, chilled water and glycol
- Textile machinery (steam, water, air) and dyeing
- Heat exchangers and autoclaves
- Sterilizers and washers
- Distillation apparatus
- Packaging and filling machinery

Technical data	
Material	
Body	Cast stainless steel (conform to 1.4409)
Actuator	PA polyamide (PPS on request)
Seat sealing	St.st./St.st. (stainless steel/stainless steel), PTFE/St.st. (PTFE/stainless steel)
Seat leakage according to IEC 534-4/EN 1349	Shut-off class IV for St.st./St.st. Shut-off class VI for PTFE/St.st.
Process media (vacuum version on request)	For neutral gases, water, alcohols, oils, fuels, hydraulic liquids, salt solutions, lyes, organic solvents, steam (10 bar(abs)/+ 180 °C)
Viscosity	max. 600 mm ² /s
Spindle packing	PTFE-Seal (with silicone grease) with spring compensation
Nominal pressure	PN25 (body)
Temperatures	
Medium	- 10 °C to + 180 °C ¹⁾ (max. + 130 °C for PTFE/St.st. sealing recommended)
Ambient	- 10 °C to + 60 °C ¹⁾
Control medium	Instrument air
Control pressure	5.5 to 7 bar
Pilot air ports:	G 1/4 stainless steel (St. st.)
Flow direction	Below seat
Flow characteristics	Modified equal percentage
Control ratio (K_{vs}/K_{vO})	More than 50:1

¹⁾ high temperature on request

continued on next page

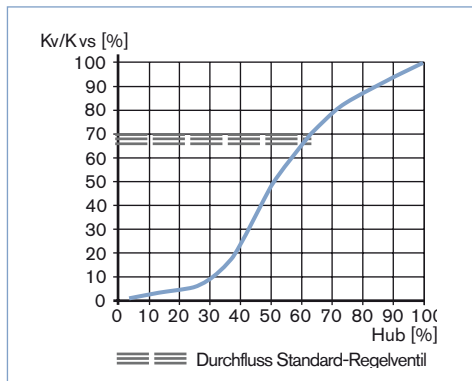
Content

	Valve specifications		System Continuous CLASSIC	Request for quotation
	Type 2702		Type 8802-YC	Type 8802-YC
	Technical data & ordering info.	p. 1-6	Ordering info. & technical data	p. 7-12
				p. 13-14

Technical data, *continued*

Technical data	
Port connections	
Threaded	
G	• DIN ISO 228
NPT	• ANSI/ASME B1.20.1
Rc	• ISO 7
Weld end	
ISO	• EN ISO 1127/ISO 4200
DIN	• DIN 11850 series 2
SMS	• SMS 3008 (on request)
OD-Tube	• BS 4825 part 1 (on request) • ASME BPE (on request)
Installation	As required, preferably with actuator in upright position

Flow characteristic



Remarks on the flow characteristic


Modified equipercentile flow characteristic, engineered for a quick response during peak flow demand (an advantage for many processes like heating/cooling with heat exchangers) and fine control at lower flow.

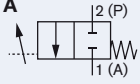
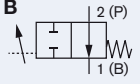
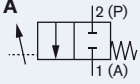
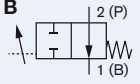
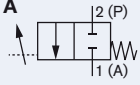
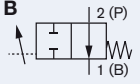
K_{vs} values [m³/h]

Port size [mm]	Actuator size [mm]	Stroke [%]										
		5	10	20	30	40	50	60	70	80	90	100
15	80	0.23	0.24	0.26	0.35	0.7	1.85	2.9	3.5	4	4.3	4.5
20	80	0.30	0.33	0.42	0.7	2.85	5.3	6.6	7.5	8.2	8.6	9
25	80	0.39	0.41	0.60	1.25	4.5	8.5	10.5	12.2	13.5	14.2	15
32	80	0.55	0.65	0.95	1.5	4	9.3	13.8	16.5	18.8	21	23
40	100	0.65	0.85	1.5	5	14	20	25	27	30	33	35
50	100	1	1.3	2	5	16	27	34	41	45	49	53

Ordering chart for Angle seat valve (without positioner)

Valves with threaded port connection, flow below seat



Control function	Port size		Actuator size Ø [mm]	K _{vs} values [m ³ /h]	Operating pressure ≤ +180 °C [bar]	Article no. seal system* St.st./St.st.	Article no. seal system* PTFE/St.st.
	[mm]	[Inch]					
Acc. to G, DIN ISO 228, flow below seat							
A  Pneumatically operated control valve, normally closed by spring force, flow direction below seat	15	½"	80	4.5	16	165523	165486
	20	¾"	80	9	16	165526	165489
	25	1"	80	15	16	165531	165513
	32	1 ¼"	80	23	15	165537	165515
	40	1 ½"	100	35	12.5	165540	165518
	50	2"	100	53	7.2	165543	165520
B  Pneumatically operated control valve, normally open by spring force, flow direction below seat	15	½"	80	4.5	16	165580	165546
	20	¾"	80	9	16	165584	165549
	25	1"	80	15	16	165566	165553
	32	1 ¼"	80	23	15	165569	165557
	40	1 ½"	100	35	12.5	165592	165572
	50	2"	100	53	7.2	165598	165575
Acc. to NPT, ANSI/ASME B1.20.1, flow below seat							
A  Pneumatically operated control valve, normally closed by spring force, flow direction below seat	15	½"	80	4.5	16	463837	463843
	20	¾"	80	9	16	463838	463844
	25	1"	80	15	16	463839	463845
	32	1 ¼"	80	23	15	463840	463846
	40	1 ½"	100	35	12.5	463841	463847
	50	2"	100	53	7.2	462106	462100
B  Pneumatically operated control valve, normally open by spring force, flow direction below seat	15	½"	80	4.5	16	463849	463855
	20	¾"	80	9	16	463850	463856
	25	1"	80	15	16	463851	463857
	32	1 ¼"	80	23	15	463852	463858
	40	1 ½"	100	35	12.5	463853	463859
	50	2"	100	53	7.2	462123	462114
Acc. to Rc, ISO 7, flow below seat							
A  Pneumatically operated control valve, normally closed by spring force, flow direction below seat	15	½"	80	4.5	16	507413	507419
	20	¾"	80	9	16	507414	507420
	25	1"	80	15	16	507415	507421
	32	1 ¼"	80	23	15	507416	507422
	40	1 ½"	100	35	12.5	507417	507423
	50	2"	100	53	7.2	507152	507146
B  Pneumatically operated control valve, normally open by spring force, flow direction below seat	15	½"	80	4.5	16	507425	507431
	20	¾"	80	9	16	507426	507432
	25	1"	80	15	16	507427	507433
	32	1 ¼"	80	23	15	507428	507434
	40	1 ½"	100	35	12.5	507429	507435
	50	2"	100	53	7.2	507158	507164

*seal system:

- St. st./St. st.: plug stainless steel/seat stainless steel
- PTFE/St.st.: (soft sealing) plug PTFE/seat stainless steel

 Further versions on request


Materials

Actuator: PPS




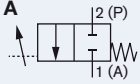
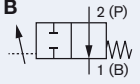
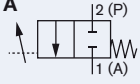
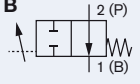
Media temperature

Valves for medium temperature to +200 °C or to -40 °C

Ordering chart for Angle seat valve (without positioner), *continued*

Valves with threaded port connection, flow below seat



Control function	Port size		Dimensions Ø Pipe x wall thickness [mm]	Actuator size Ø [mm]	K _{vs} val- ues [m³/h]	Operating pressure ≤ +180 °C [bar]	Article no. seal system* St.st./St.st.	Article no. seal system* PTFE/St.st.
	[mm]	[Inch]						
Acc. EN ISO 1127/ISO 4200, flow below seat								
 Pneumatically operated control valve, normally closed by spring force, flow direction below seat	15	½"	21.3 × 1.6	80	4.5	16	165524	165487
	20	¾"	26.9 × 1.6	80	9	16	165529	165511
	25	1"	33.7 × 2.0	80	15	16	165534	165514
	32	1 ¼"	42.4 × 2.0	80	23	15	165538	165516
	40	1 ½"	48.3 × 2.0	100	35	12.5	165541	165519
	50	2"	60.3 × 2.0	100	53	7.2	274664	274665
 Pneumatically operated control valve, normally open by spring force, flow direction below seat	15	½"	21.3 × 1.6	80	4.5	16	165582	165547
	20	¾"	26.9 × 1.6	80	9	16	165585	165551
	25	1"	33.7 × 2.0	80	15	16	165567	165554
	32	1 ¼"	42.4 × 2.0	80	23	15	165570	165559
	40	1 ½"	48.3 × 2.0	100	35	12.5	165596	165573
	50	2"	60.3 × 2.0	100	53	7.2	274667	274668
Acc. DIN 11850 series 2, flow below seat								
 Pneumatically operated control valve, normally closed by spring force, flow direction below seat	15	½"	19.0 × 1.5	80	4.5	16	165525	165488
	20	¾"	23.0 × 1.5	80	9	16	165530	165512
	25	1"	29.0 × 1.5	80	15	16	165536	165030
	32	1 ¼"	35.0 × 1.5	80	23	15	165539	165517
	40	1 ½"	41.0 × 1.5	100	35	12.5	165542	164778
	50	2"	53.0 × 1.5	100	53	7.2	165545	165522
 Pneumatically operated control valve, normally open by spring force, flow direction below seat	15	½"	19.0 × 1.5	80	4.5	16	165583	165548
	20	¾"	23.0 × 1.5	80	9	16	165586	165552
	25	1"	29.0 × 1.5	80	15	16	165568	165556
	32	1 ¼"	35.0 × 1.5	80	23	15	165591	165571
	40	1 ½"	41.0 × 1.5	100	35	12.5	165597	165574
	50	2"	53.0 × 1.5	100	53	7.2	165600	165579

*seal system:

- St. st./St. st.: plug stainless steel/seat stainless steel
- PTFE/St.st.: (soft sealing) plug PTFE/seat stainless steel

 Further versions on request
**Materials**

Actuator: PPS

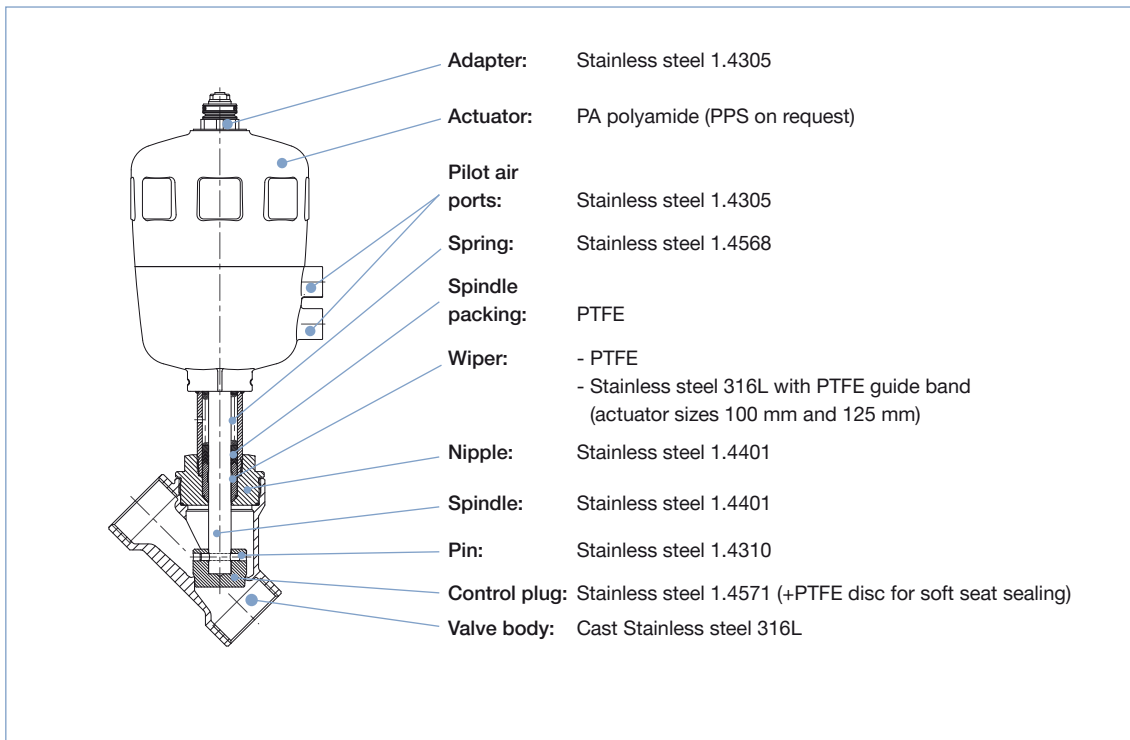
**Port connections**

SMS 3008, BS 4825 part 1, ASME BPE

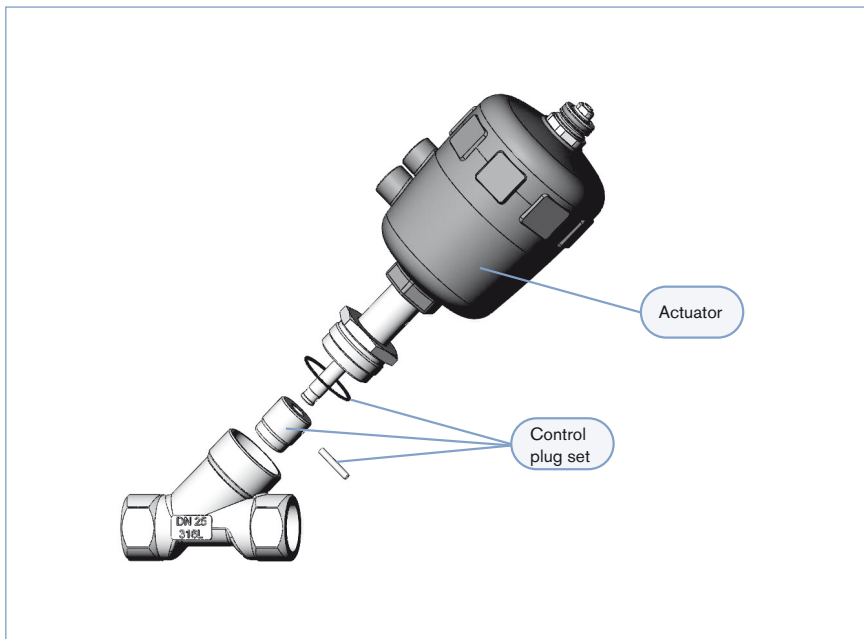
**Media temperature**

Valves for medium temperature to +200 °C or to -40 °C

Materials

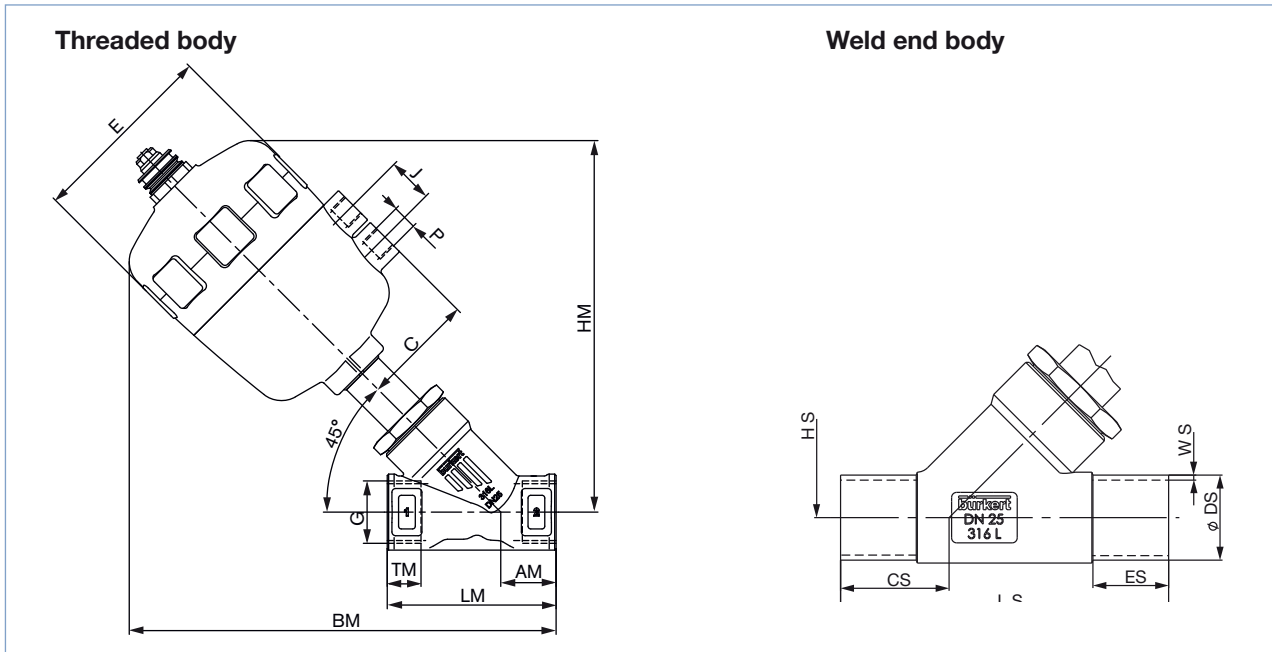


Spare parts for Type 2702 – DN15-50 (on request)



Dimensions Angle seat valve [mm]

Angle seat valve with threaded and weld end connection



All actuators

Port size [mm]	Actuator size Ø [mm]	ØE	C	P	J
15	80	101	60	G ¼	24
20	80	101	60	G ¼	24
25	80	101	60	G ¼	24
32	80	101	60	G ¼	24
40	100	127	73	G ¼	30
50	100	127	73	G ¼	30

Threaded ports

All threaded bodies		G, NPT and Rc thread				TM		
DN [mm]	HM	BM	LM	AM	G	G thread	NPT thread	RC thread
15	185	209	65	24	G ½	14	13.7	13.2
20	193	220	75	27	G ¾	16	14.0	14.5
25	198	228	90	29.5	G 1	18	16.8	16.8
32	206	242	110	36	G 1 ¼	16	17.3	19.1
40	261	296	120	35	G 1 ½	18	17.3	19.1
50	275	320	150	45	G 2	24	17.6	23.4

Welded ports

DN	Actuator size [mm]	ISO 4200							DIN 11850 R2					BS 4825 P1, ASME BPE*					SMS 3008				
		HS	BS	LS	CS	øDS	ES	WS	øDS	ES	WS	DN	HS	BS	LS	CS	øDS	ES	WS	øDS	ES	WS	
15	80	195	229	100	34	21.3	19	1.6	19	19	1.5	1/2"	198	244	135	46	12.7	30	1.2	1.65*	12	30	1
20	80	194	233	115	39	26.9	20	1.6	23	20	1.5	3/4"	198	250	145	52	19.10	30	1.2	1.65*	18	30	1
25	80	198	241	130	43	33.7	26	2	29	26	1.5	1"	199	250	152	51	25.4	30	1.65	-	25	30	1.2
32	80	207	252	145	35	42.4	26	2	35	26	1.5	1 1/4"	209	249	145	40	-	-	-	-	38	26	1.2
40	100	265	314	160	49	48.3	26	2	41	26	1.5	1 1/2"	263	323	182	60	38.1	30	1.65	-	38	30	1.2
50	100	280	330	175	50	60.3	26	2.6	53	26	1.5	2"	277	341	210	64	50.8	30	1.65	-	51	30	1.2

Ordering information for valve system Continuous CLASSIC Type 8802-YC

A valve system Continuous CLASSIC Typ 8802-YC consists of an angle-seat control valve Type 2702 and a digital electropneumatic positioner Type 8692, a digital electropneumatic process controller Type 8693, a digital electropneumatic positioner Basic Type 8694 or a SideControl Type 8635 or an electropneumatic positioner Type 8792/8793 (next page) (see separate datasheets).

For the configuration of further valve systems please use the "Request for quotation"

You order two components and receive a complete assembled and certified valve.

Ordering the valve system Continuous CLASSIC Type 8802-YC

Angle-seat control valve
Type 2702



Positioner



Positioner
Type 8692



Process Controller
Type 8693



Positioner Basic
Type 8694

Angle-seat control valve
with desired control unit



Valve system
Continuous
CLASSIC
Type 8802-YC-I
2702 + 8692



Valve system
Continuous CLASSIC
Type 8802-YC-J
2702 + 8693



Valve system
Continuous CLASSIC
Type 8802-YC-L
2702 + 8694

Positioner TopControl
Type 8692

More info.



Process Controller
TopControl Type 8693

More info.



The new generation of integrated positioners/process controllers for combination with actuators from the process valve series Type 23xx/2103 is specially designed for the requirements of hygienic process environments. The easy handling and the selection of additional software functions are done either on a big graphic display with backlight and keypad or via a PC interface. A contact-free analogue position sensor registers the valve position without deterioration. Single-acting or double-acting actuators are controlled via the integral positioner system. With Type 8693, the process controller function is superimposed on the position control loop. Profibus DPV1 and DeviceNet communication interfaces are available as options.

Main customer benefits:

- Compact design of the valve system with integrated positioner/process controller meets the demands for plant washdown environments through the selection of materials, external seals and integrated control air supply to the actuator
- Extremely simple commissioning and operation thanks to the backlighting of the graphics display and proven multilingual software structure
- Automatic parameterisation of the positioner and process controller using the TUNE functions
- Field bus communication via Profibus DPV1 or DeviceNet
- Air intake filter enhances the process valve system availability
- Simple and reliable actuator adaption
- Explosion-proof models for zone 2/22

Positioner TopControl Basic Type 8694

More info.



The new generation of integrated positioners for combination with actuators from the process valve series Type 23xx/2103 is specially designed for the requirements of hygienic process environments. The operation and selection of the software functions close tight function, inversion of the operating direction of the setpoint signal, characteristic curves selection and switching manual/automatic operation are effected via push-buttons and DIP switches or via the PC interface. The position setpoint is set using the standard signal 4-20 mA. In addition, the enable can be controlled via the binary input and an optional position feedback can be integrated. The positioner, Type 8694, registers the valve position without deterioration through a contact-free analogue position sensor. Single-acting or double-acting actuators are controlled via the integral positioner system. An AS-Interface communication interface is available as an option.

Main customer benefits:

- Compact design of the valve system with integrated positioner meets the demands for plant washdown environments through the selection of materials, external seals and integrated control air supply to the actuator
- Automatic parameterisation of the process controller using the Process TUNE function
- Field bus communication via optional AS-Interface
- Air intake filter enhances the process valve system availability
- Simple and reliable actuator adaption allowing additional actuators of the process valve series, Type 20xx or actuators from other manufacturers to be used
- Explosion-proof models for zone 2/22

Click on the orange box "More info"... you will come to our website for the resp. product where you can download the data sheet.

Ordering information for valve system Continuous CLASSIC Type 8802-YC

A valve system Continuous CLASSIC Type 8802-YC consists of an angle-seat control valve Type 2702 and a digital electropneumatic positioner Type 8692, a digital electropneumatic process controller Type 8693, a digital electropneumatic positioner Basic Type 8694 (previous page) or a SideControl Type 8635 or an electropneumatic positioner Type 8792/8793 (below) (see separate datasheets).

For the configuration of further valve systems please use the "Request for quotation"

You order two components and receive a complete assembled and certified valve.

Ordering the valve system Continuous CLASSIC Type 8802-YC

Angle-seat control valve
Type 2702



Positioner



**Positioner/
 Process Controller**
Type 8635



Positioner Type 8792
Process Controller Type 8793

Angle-seat control valve
with desired control unit



Valve system
Continuous CLASSIC
Type 8802-YC-B
2702 + 8635



Valve system
Continuous CLASSIC
Type 8802-YC-P
2702 + 8792 /
Type 8802-YC-Q
2702 + 8793

SideControl Type 8635, 2-wire,
intrinsically safe

More info.



4-20 mA



Type 8635 is a digital electropneumatic positioner with an optional, integrated process controller for precise control requirements.

The compact design with integrated LCD display was developed for demanding applications of the process industry.

Main customer benefits:

- Time saving algorithms for temperature, flow and pressure PID parameters through ProcessTUNE function.
- Quick and simple menu driven parameterization through keyboard or Profibus PA
- Remote setpoint adjustment via a 4-20 mA signal
- Adaptation according to IEC534-6 for lift and swivel drives
- Rugged anodised aluminium housing
- Suitable for hazardous locations per zone 1, zone 21 or zone 2 and 22

Positioner SideControl Type 8792
Process Controller SideControl
Type 8793

More info.

More info.



Type 8792/8793 is a digital electro-pneumatic positioner with an optional, integrated process controller (8793) for precise control requirements. Das robuste Design mit integriertem LCD Klartextdisplay wurde für anspruchsvolle Anwendungen der Verfahrenstechnischen Industrie entwickelt. A Profibus DPV1 communication interface is available as an option.

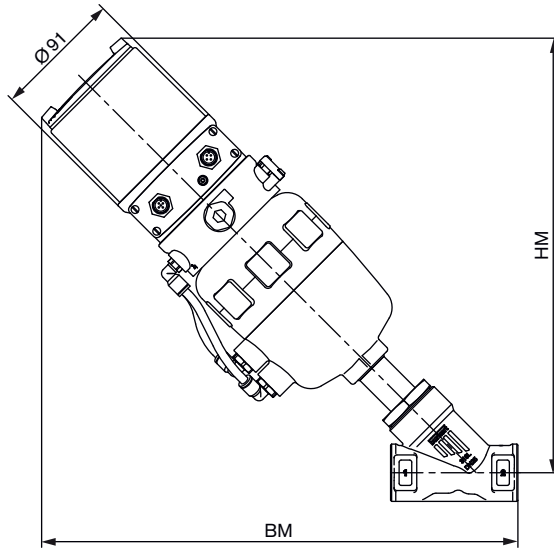
Main customer benefits:

- Time saving algorithms for temperature, flow and pressure PID parameters through ProcessTUNE function.
- Quick and simple menu driven parameterization through keyboard or Profibus DPV1 PA
- Adaption acc. to IEC534-6 and VDI/VDE 3845 for lift and swivel drives or as a Remote version together with Bürkert process valves
- Rugged anodised aluminium housing
- Explosion proofed versions for zone 2/22

Click on the orange box "More info"... you will come to our website for the resp. product where you can download the data sheet.

Dimensions for valve system Continuous CLASSIC Type 8802-YC [mm]

Dimensions valve system Continuous Type 8802-YC-I with positioner TopControl Type 8692 or 8802-YC-J with process controller TopControl Type 8693



Threaded body

Port size [mm]	Actuator size [mm]	HM [mm]	BM G NPT and Rc thread
15	80	302	326
20	80	302	329
25	80	307	337
32	80	314	349
40	100	363	398
50	100	375	420

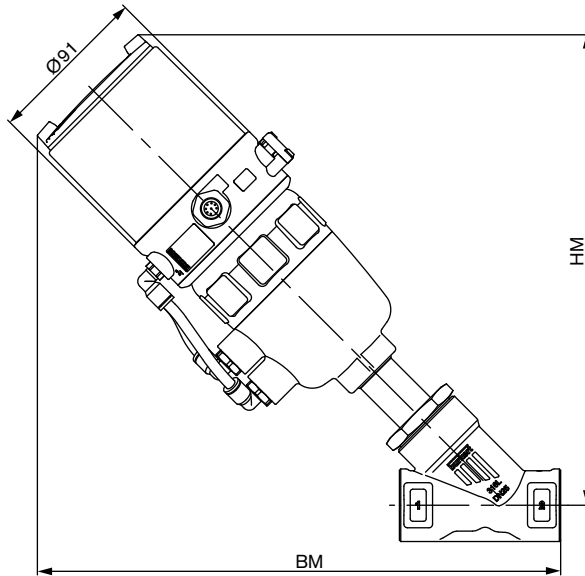
Welded body

Port size [mm]	Actuator size [mm]	HM [mm]	BM EN ISO 1127/ISO 4200, DIN 11850 S2	BS 4825, SMS 3008, ASME BPE
15	80	307	341	353
20	80	307	345	358
25	80	308	351	359
32	80	318	358	358
40	100	363	411	422
50	100	380	430	444

Further dimensions see p. 7

Dimensions for valve system Continuous CLASSIC Type 8802-YC [mm], *continued*

Dimensions valve system Continuous CLASSIC Type 8802-YC-L with positioner TopControl Basic Type 8694



Threaded body

Port size [mm]	Actuator size [mm]	HM [mm]	BM G NPT and Rc thread
15	80	274	298
20	80	274	300
25	80	278	308
32	80	286	320
40	100	334	370
50	100	346	–

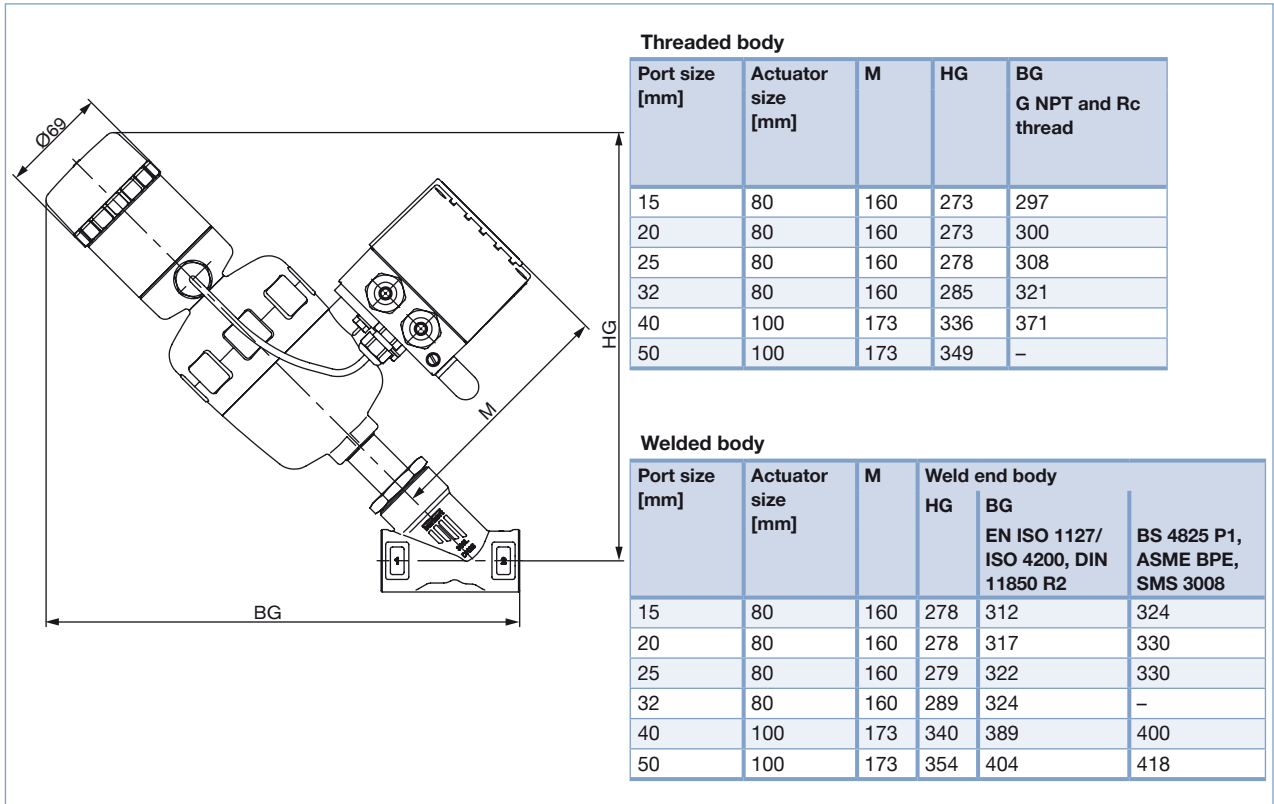
Welded body

Port size [mm]	Actuator size [mm]	HM [mm]	BM EN ISO 1127/ISO 4200, DIN 11850 S2	SMS 3008, ASME BPE, BS 4825
15	80	280	314	326
20	80	278	318	330
25	80	278	322	330
32	80	290	330	330
40	100	338	386	398
50	100	352	402	416

Further dimensions see p. 7

Dimensions for valve system Continuous CLASSIC Type 8802-YC [mm], *continued*

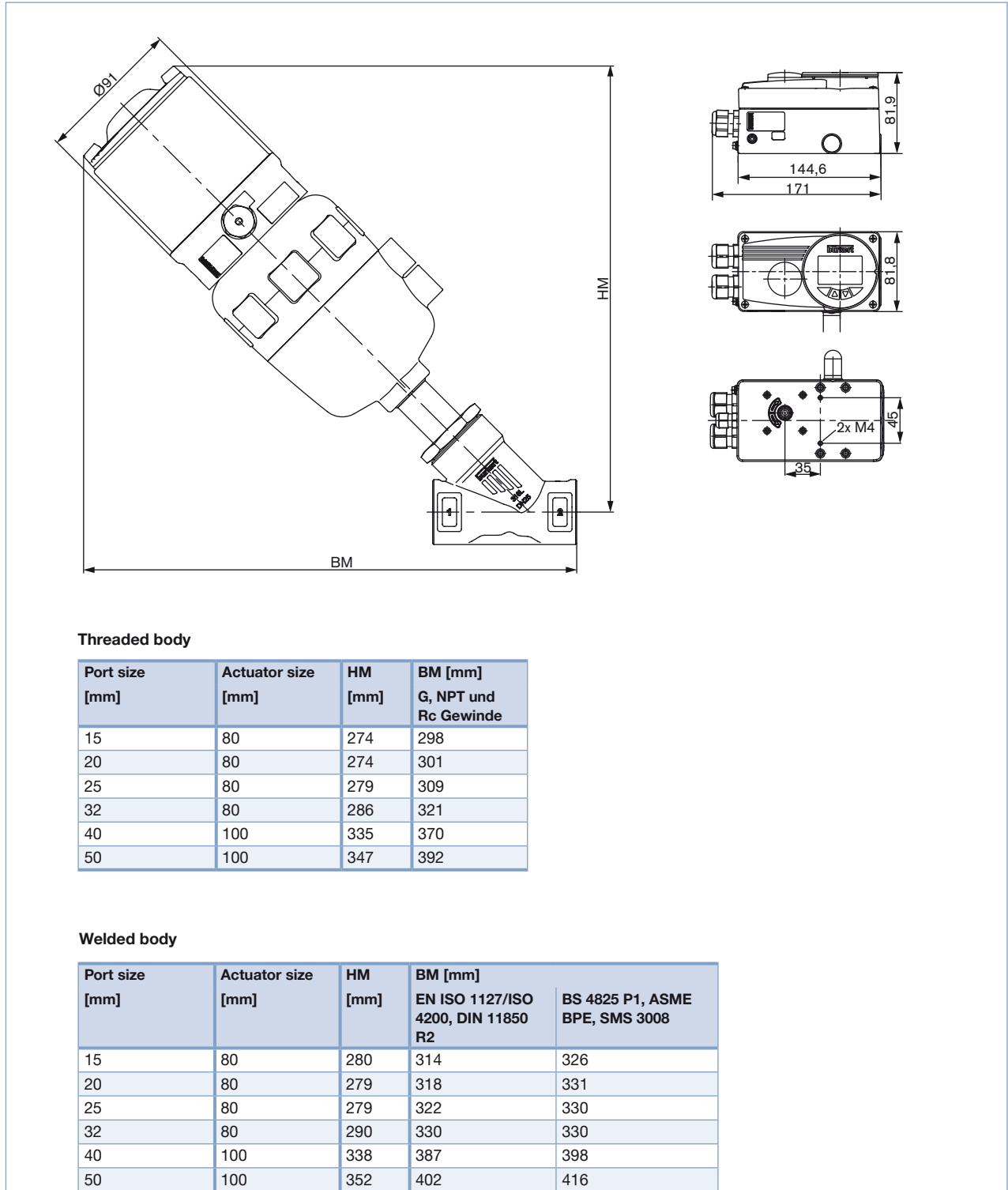
Dimensions valve system Continuous CLASSIC 8802-YC-B with positioner SideControl Type 8635



Further dimensions see p. 7

Dimensions for valve system Continuous CLASSIC Type 8802-YC [mm], *continued*

Dimensions valve system Continuous CLASSIC 8802-YC-P with Positioner SideControl Remote Type 8792 and Type 8802-YC-Q with Process Controller SideControl Remote Type 8793



Further dimensions see p. 7

Valve system Continuous CLASSIC Type 8802-YC-B – Request for quotation

Note
You can fill out the fields directly in the PDF file before printing out the form.

▶ Please fill out and send to your nearest Bürkert facility* with your inquiry or order

Company	Contact person
Customer No	Department
Address	Tel./Fax
Postcode/Town	E-mail

= mandatory fields to fill out Quantity Required delivery date

Operating data

Pipeline	DN	<input type="text"/>	PN	<input type="text"/>
Pipe material	<input type="text"/>			
Process medium	<input type="text"/>			
Type of medium	<input type="checkbox"/> Liquid	<input type="checkbox"/> Steam	<input type="checkbox"/> Gas	
	Min	Standard	Max	Unit
Flow rate (Q, Q _N , W) ¹⁾	<input type="text"/>	<input type="text"/>	<input type="text"/>	<input type="text"/>
Temperature at valve inlet	<input type="text"/>	<input type="text"/>	<input type="text"/>	<input type="text"/>
Absolute pressure at valve outlet P2	<input type="text"/>	<input type="text"/>	<input type="text"/>	<input type="text"/>

¹⁾ standard unit: Liquid Q = m³/h; Steam W = kg/h; Gas Q_N = Nm³/h

Valve features

Actuator material	<input type="checkbox"/> PA	<input type="checkbox"/> PPS
Body material	<input type="checkbox"/> Cast stainless steel	
Seat sealing material	<input type="checkbox"/> St. st./St. st. <input type="checkbox"/> PTFE/St. st.	
Nominal pressure	PN	<input type="text"/>
Orifice	DN	<input type="text"/>
Connection	<input type="checkbox"/> Weld	<input type="checkbox"/> thread
Connection acc. to Standard	<input type="checkbox"/> ISO	<input type="checkbox"/> DIN <input type="checkbox"/> ANSI <input type="checkbox"/> Other <input type="text"/>
Control function	<input type="checkbox"/> NC ²⁾	<input type="checkbox"/> NO ²⁾
Pilot pressure	<input type="text"/> min.	<input type="text"/> max.
Please specify Article no. if known:	<input type="text"/>	




²⁾ NC: normally closed by spring action; NO: normally open by spring action




Continued on next page →

DTS 1000049759 EN Version: N Status: RL (released | freigegeben | valide) printed: 28.02.2018

*To find your nearest Bürkert facility, click on the orange box → www.burkert.com

Valve system Continuous CLASSIC Type 8802-YC - Request for quotation, *continued*

Control unit features	
<input type="checkbox"/> Positioner TopControl Type 8692 	<input type="checkbox"/> Process Controller TopControl Type 8693 
<input type="checkbox"/> Positioner TopControl Basic Type 8694 	
Pneumatic function <input type="checkbox"/> Single-acting <input type="checkbox"/> Double-acting Communication <input type="checkbox"/> Profibus <input type="checkbox"/> DeviceNet Electrical connection <input type="checkbox"/> Cable gland <input type="checkbox"/> Multipol connection Feedback <input type="checkbox"/> 4 - 20 mA <input type="checkbox"/> 4 - 20 mA + 2 binary outputs Initiator <input type="checkbox"/> Initiator Please specify Article no. if known: <input type="text"/>	Pneumatic function <input type="checkbox"/> Single-acting Pilot air ports: <input type="checkbox"/> Push-in connector external Ø 6 mm or ¼" <input type="checkbox"/> Thread G ½" Electrical connection <input type="checkbox"/> Cable gland <input type="checkbox"/> Multipol connection Feedback <input type="checkbox"/> 4 - 20 mA Please specify Article no. if known: <input type="text"/>

<input type="checkbox"/> Positioner SideControl Remote Type 8792 	<input type="checkbox"/> Process Controller Side-Control Remote Type 8793 	<input type="checkbox"/> Positioner SideControl Type 8635 – 2-wire 
Power supply 24 V DC Communication <input type="checkbox"/> without <input type="checkbox"/> Profibus DPV1 Feedback <input type="checkbox"/> Analogue feedback + 2 binary outputs <input type="checkbox"/> 2 binary outputs Electrical connection <input type="checkbox"/> Cable gland <input type="checkbox"/> Multipol connection Please specify Article no. if known: <input type="text"/>	<input type="checkbox"/> Standard <input type="checkbox"/> ATEX/FM Zone 1 <input type="checkbox"/> Zone 2/22 Power supply 24 V DC via Setpoint or BUS Communication Setpoint / feedback analogue signal or via BUS <input type="checkbox"/> Profibus PA <input type="checkbox"/> Positioner version Input 4 - 20 mA Feedback <input type="checkbox"/> 4 - 20 mA <i>or/and</i> <input type="checkbox"/> Binary <input type="checkbox"/> PID Controller version³⁾ Input measuring signal 4 - 20 mA Inductive proximity switch <input type="checkbox"/> 1 <input type="checkbox"/> 2 Please specify Article no. if known: <input type="text"/>	

³⁾ same setpoint for input and feedback signal as for Positioner version

Comments