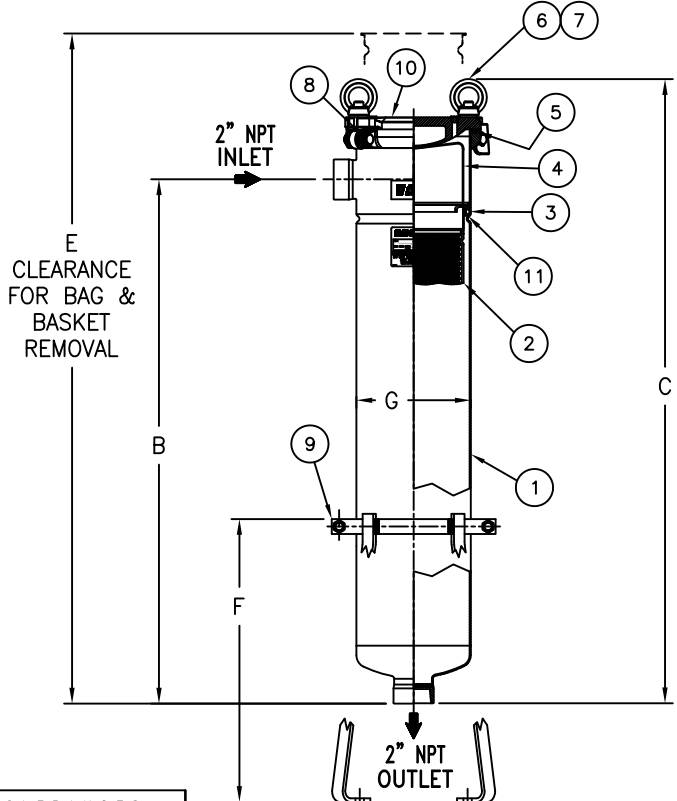
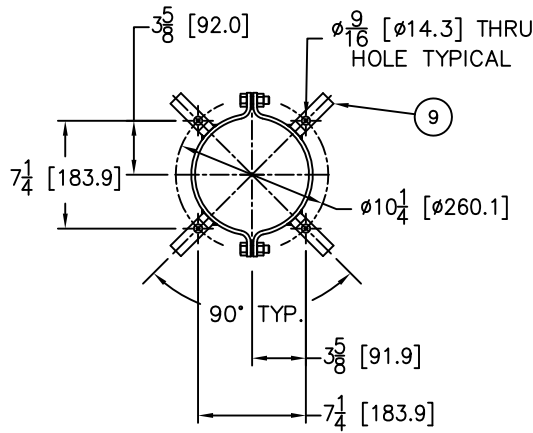
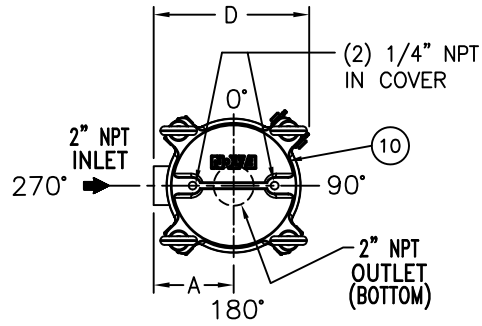


ITEM NUMBER	BAG SIZE	IN. / MM	IN. / MM	IN. / MM	IN. / MM	IN. / MM	IN. / MM	IN. / MM	WEIGHT LBS / KGS
F3AVFB0005	01	5-3/8 / 136.5	19-5/8 / 498.4	26-3/8 / 669.9	10-7/16 / 265.1	39 / 990.6	19-1/4 / 489	7-11/16 / 195	30 / 13.6
F3AVFB0006	02	5-3/8 / 136.5	35-3/16 / 893.7	41-15/16 / 1065.2	10-7/16 / 265.1	69 / 1752.6	19-1/4 / 489	7-11/16 / 195	43 / 19.5



REVISIONS				
REV	DESCRIPTION	BY	ECO	DATE
J	UPDATED DRAWING	FJM	0087541	07/23/13

NO.	PART NAME	MATERIAL
1	BODY	CARBON STEEL
2	RESTRAINER BASKET 01 SIZE P/N L0001752 02 SIZE P/N L0001753	316 STAINLESS STEEL
3	ADAPTOR O-RING P/N X811441	BUNA-N
4	BAG HOLD DOWN	304 STAINLESS STEEL
5	O-RING P/N X811445	BUNA-N
6	EYE BOLT	STEEL, ZINC PLATED
7	EYE NUT	STEEL, ZINC PLATED
8	PIN	STAINLESS STEEL
9	ADJUSTABLE LEGS P/N L0002939SA-CSTL	CARBON STEEL EPOXY COATED
10	COVER	CARBON STEEL
11	ADAPTOR PLATE	304 STAINLESS STEEL

- NOTES:**
- INLET/OUTLET "NPT" THREADED CONNECTIONS PER ANSI B1.20.1
 - MAWP: 150 PSI @ 250° F MDMT: -20° F @ 150 PSI
(10.3 BAR @ 121.1° C) (-28.9° C @ 10.3 BAR)
 - MAXIMUM OPERATING TEMP. 400° F (204.4° C) WITH VITON O-RING.
 - DIMENSIONS SHOWN IN [] ARE IN MILLIMETERS AND FOR REFERENCE ONLY. ACCEPTANCE OF THIS PART WILL BE BASED ON "INCH" UNITS & TOLERANCES ONLY.
 - PAINT C/STL. PER EATON STANDARD ES-301.

VESSEL CODE 01 SIZE: FBF-0101-CS10-020N-NS-B-NCS
VESSEL CODE 02 SIZE: FBF-0102-CS10-020N-NS-B-NCS

DRAWN BY	LF
SCALE	AS DRAWN
RESTRICTION	RESTRICTION
SHEET	1 OF 1
PROJECTION	THIRD ANGLE

EATON EATON FILTRATION, LLC DESIGN CENTER TINTON FALLS, NEW JERSEY, USA • PORTAGE, MICHIGAN, USA	
TITLE	FLOWLINE (FBF) BAG FILTER VESSEL 2" NPT THREADED IN/OUT CONNECTIONS CARBON STEEL W/BUNA O-RINGS
DATE	10/20/00
SIZE	A
DWG FILENAME	FBF11XC
REV	J

CUSTOMER INFO	
NAME	
P.O. NO.	
S.O. NO.	
QUANTITY	
PART NO.	

TOLERANCES
(UNLESS OTHERWISE SPECIFIED)

DECIMAL:
.X ± .030
.XX ± .010
.XXX ± .005

FRACTIONAL:
± 1/16
NOZZLE Q TO FLOOR: 1/8" < 4' > 3/4"
FACE TO FACE: 1/4" < 4' > 1/2"
ANGULAR:
± 1'
FLANGES (H/V):
± 1/2"
VESSEL OVERALL HT:
1"

BOLT HOLES MUST STRADDLE Q
MACHINED PARTS TO BE FREE OF BURRS
FOR ADDITIONAL TOLERANCE DETAILS
REF. ES-211, ES-222 AND ES-223

REVIEWED FOR CLASSIFICATION PER PR-4
CRITICAL SIGNIFICANT

EATON CORPORATION - CONFIDENTIAL AND PROPRIETARY NOTICE TO PERSONS RECEIVING THIS DRAWING AND/OR TECHNICAL INFORMATION
THIS DOCUMENT, INCLUDING THE DRAWING AND INFORMATION CONTAINED THEREON IS CONFIDENTIAL AND IS THE EXCLUSIVE PROPERTY OF EATON AT ANY TIME. BY TAKING THE
POSSESSION OF THIS DOCUMENT THE RECIPIENT ACKNOWLEDGES AND AGREES THAT THIS DOCUMENT CANNOT BE USED IN ANY MANNER ADVERSE TO THE INTEREST OF EATON AND
THAT NO PORTION OF THIS DRAWING MAY BE COPIED OR OTHERWISE REPRODUCED WITHOUT THE PRIOR WRITTEN CONSENT OF EATON, IN THE CASE OF CONFLICT CONTRACTUAL
PROVISIONS, THIS NOTICE SHALL GOVERN THE STATUS OF THIS DOCUMENT.
2013 EATON CORPORATION - ALL RIGHTS RESERVED.