

Waste Pre-Shredders from Metso Waste Recycling M&J PreShred 4000M on crawlers



Crawler
version
– your first
choice





PreShredder crawler version – excellent onsite mobility and easier to operate

Metso's PreShred 4000M makes it easier than ever before to process all kinds of waste in almost any location. The crawler version has been designed to deliver improved performance and increased efficiency. Drawing on our vast experience of designing mobile units, the crawler version allows for excellent onsite mobility.



The crawler units can be moved during operation, and are easy to load and transport. It features all the robustness and strength you'd expect from a M&J PreShredder, with the added benefits of being easier to operate, more efficient to run and easier to service, all of which helps to reduce running costs.

Metso Waste Recycling shredding technology is based on an extremely aggressive knife design and open cutting table, which provides outstanding performance when dealing with mixed and challenging materials. These key features make M&J PreShred units extremely resistant to wear caused by materials and waste normally considered as un-shredable; including solid steel, reinforced concrete and rocks.



PLASTIC LOOSE AND PLASTIC BATES



TREE STUMPS



MATRESSES

Advanced technology

The M&J PreShred 4000 is a large waste shredder capable of effectively and reliably shredding virtually any type of material. This waste shredder is designed to meet the special needs of plants in which the incoming material varies greatly in terms of size and composition and can contain unknown quantities of steel, stones, and concrete. Examples include recycling plants for refuse derived fuel (RDF), incinerators, and large hazardous waste plants with challenging inputs such as household waste, bulky waste, construction and demolition waste, chemical waste, industrial waste, tree stumps, carpets, mattresses, railway sleepers and refrigerators, as well as compacted waste bales.

Large throughput


Throughput can be as high as 100 tons/hour, depending on the type of input, the number of knives specified for the cutting table, and the loading procedure. The interaction between the rotating knives on these two shafts running asynchronously and in both directions ensures that the input material is constantly in motion, thus preventing bridging and providing maximum shredding capacity.

Speed of the conveyor belt to be precisely adjusted to suit the waste being processed



Ladder mounted on the cutting table to ensure good access

Low loading height - easier to load using also a smaller loader



Good access to conveyor rollers for easy cleaning and maintenance, results in a longer lifespan

Crawlers based on years experience from designing Lokotrac

Can be moved during operation - saving time and energy

Remote control easy and intuitive to use





Spacious power pack for easy service access



User friendly touch-screen with colour display offering simple and easy operation and diagnostics

Extremely aggressive knife design and open cutting table




Easier and more efficient to operate - larger hopper

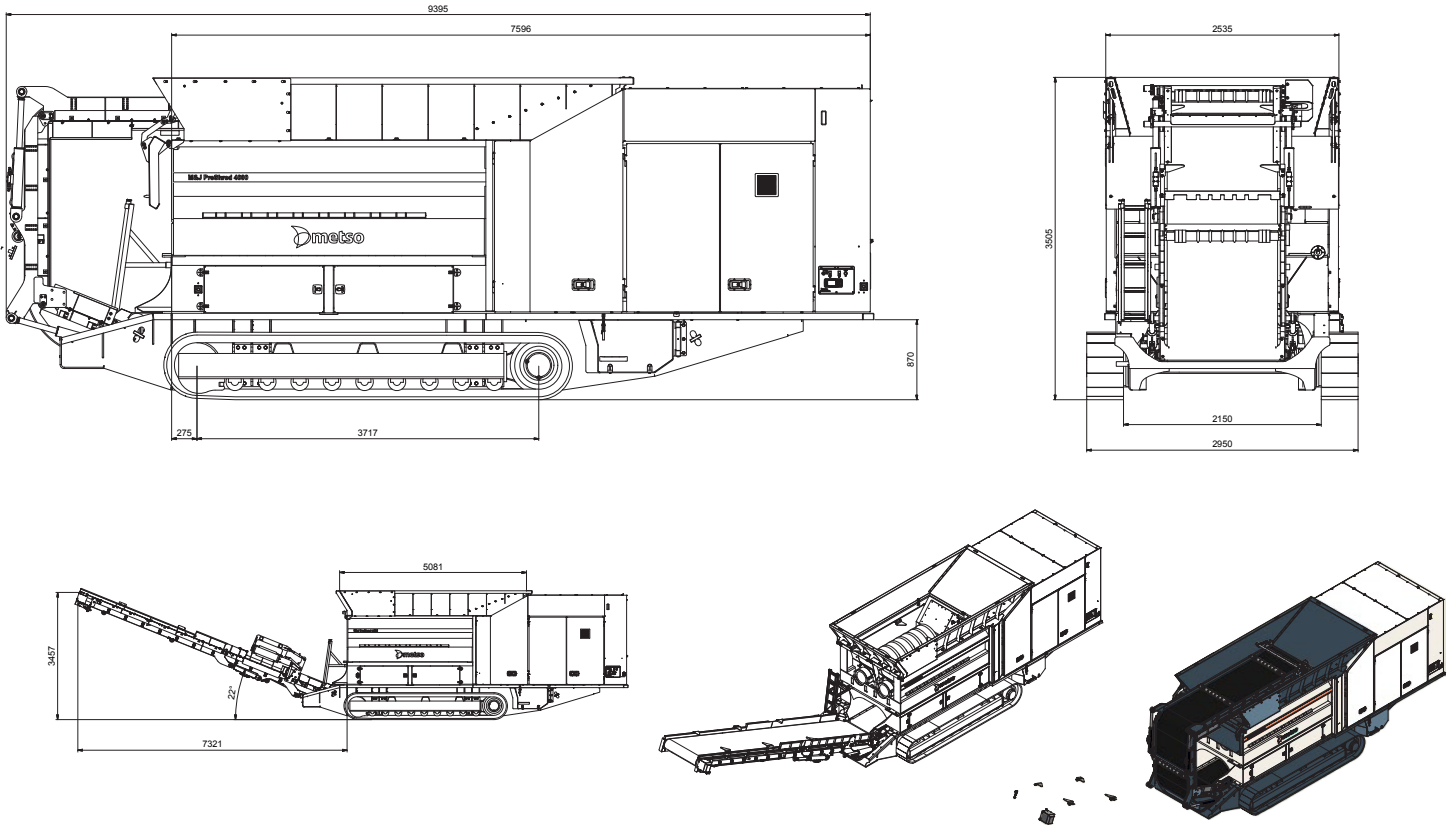
Each cooling unit can be operated separately; further improving energy efficiency

Operational in temperatures up to 45°C, increasing the range of use

Cat C15 Tier 4 Final, 540 HP to full fill the emission standards in the USA and Europe. Also available in Tier 3 for other geographical areas



M&J PreShred 4000M on crawlers



M&J PreShredder 4000M features asynchronous bi-directional shredding technology, which reduces wear and keeps waste constantly moving in a consistent flow. The M&J double hydrostatic drive is extremely reliable under heavy loads and shocks, and all knives and exposed cutting table components are made of Hardox 500 wear-resistant steel for less wear and less downtime. A central lubricating system is standard on all machines, and intelligent shredding routines automatically adapt to processed material characteristics.

M&J PreShredders perform under the toughest conditions all around the world, and are commonly found in Waste Transfer stations, Landfills, Composting plants, Wood recycling plants, Waste recycling plants and Waste service providers.

SPECIFICATION

Overall dimensions std with hopper (LxWxH)	mm	9395 x 2950 x 3505
Weight (total included standard conveyor)	ton	35
Standard color	RAL	7011, 9002
Loading height (with standard hopper)	mm	3505
Cutting area	mm	2420 x 2000

POWER PACK

Diesel motor	kW	403 CAT C15
Electric control unit		Danfoss Plus+ 1
Drive principle		Double hydrostatic transmission
Fuel consumption – Average	l/hour	60

CHASSIS

Standard belt conveyor (L x W)	mm	10250 x 1200
Discharge height	mm	3457

CUTTING TABLE

Number of shafts		2
Rotating speed*	rpm	16-41 / 27-56
Number of knives		6 / 8 / 9 / 10 / 12
Number of counter knives		12 / 16 / 18 / 20 / 24
Cutting area (L x W)	mm	2420 x 2000
Weight	ton	12.5 – 14.9

GRAIN SIZE **

6 knives	mm	< 450
8 knives	mm	< 300
9 knives	mm	< 250
10 knives	mm	< 200
12 knives	mm	< 125

CAPACITY PER HOUR***

Household waste	ton	up to 100
Demolition wood	ton	up to 70
Industrial waste	ton	up to 35
Bulky waste	ton	up to 50


* Standard / HDC

** 90% less than


*** Depending on loading, grain size and density of the input material



CUTTING TABLE 4000 - 6 KNIVES



CUTTING TABLE 4000 - 12 KNIVES



About Metso Waste Recycling

Metso Waste Recycling specializes in the design and manufacture of shredding equipment to effectively and reliably reduce the size of all material. Through more than 800 installations worldwide and continued focus on R&D, Metso Waste Recycling is one of the world's leading suppliers of shredders for the recycling industry. Our position also stems from our customer focus. We endeavor to supply you and your business with the best shredder solution; we always do our best to understand your current situation, and your future needs.

Our customers include companies that work with incineration, hazardous waste, waste-to-energy, recycling, landfills, cement production and composting. All Metso shredders share certain common features, including exceptionally robust construction. We use components from internationally recognized suppliers, to ensure maximum performance and durability.

What now?

If you are interested in our PreShredder series you can read more about it on www.metso.com



For more information, contact your local Metso Waste Recycling representative, or contact your dealer directly.

Metso Waste Recycling
Vejevej 5
DK-8700 Horsens
Denmark
Tel: +45 7626 6400
recycling.info.dk@metso.com

www.metso.com