

# WHEATLEY Series 500

Fire-Tested Carbon Steel Flanged-End Check Valves

TECHNOLOGY



## Table of Contents

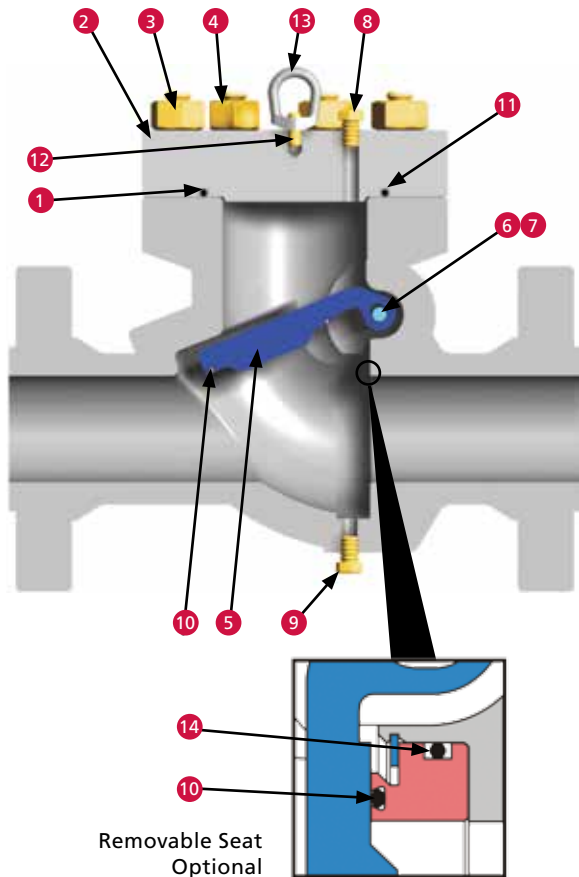
### WHEATLEY SERIES 500 FIRE-TESTED CARBON STEEL FLANGED-END CHECK VALVES

#### API 6D/Drilling Production

Features and Materials List .....	1
Raised-Faced or Ring-Type Joint Flanged Bolted Cover .....	2
Model Number Explanation .....	3
Services for Valves and Actuation .....	4

# WHEATLEY® Series 500 Fire-Tested Carbon Steel Flanged-End Check Valves

## API 6D/DRILLING PRODUCTION



### Features

- 316 stainless steel trim is compatible with a broad range of media and operating conditions
- Full-open, through-conduit design for low pressure drop and less turbulence (allowing valves to easily pass pigs and spheres)
- 90-durometer, peroxide-cured seals are compatible with a broad range of media and operating conditions
- Seals provide a bubble-tight shutoff
- Suitable for vertical flow up or horizontal installation
- All materials conform to NACE MR0175/ISO 15156
- Cast on flanges provide greater valve body integrity and fewer leak points
- API 6D Monogram (510/511 only)
- Designed in accordance with ASME B16.34 (510/511 only)
- Valve is fire-tested to API 6FD requirements, except for 1" (25 mm) valve
- Canadian Registration Number (CRN) available upon request
- Flanges are back-faced, an extra manufacturing step that provides smoother bolting surfaces and even bolt loading
- Bolted top entry, complete with 1/2" (12.7 mm) NPT cover tap for gauges and accessories, except for 1" (25 mm) size
- In-line repairable
- Through-pin clapper shaft makes clapper removal easier, and extends valve life by transferring wear and tear to an inexpensive replaceable part

### Materials List

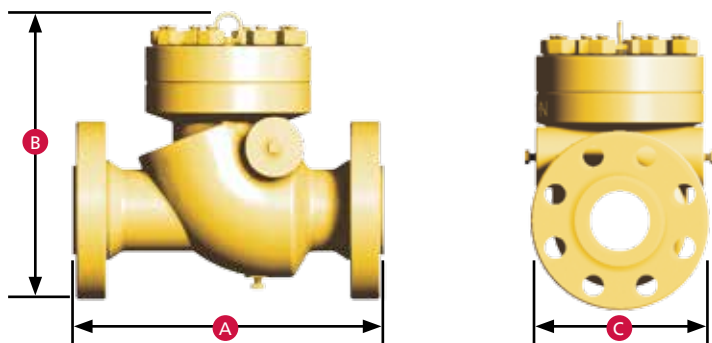
Item	Part	Standard Trim API 6D -20° F to 250° F (-29° C to 121° C)	Standard Trim DPV -20° F to 400° F (-29° C to 204° C)
1	Body	ASTM A216 Gr. WCC	ASTM A487-4C
2	Cover	ASTM A216 Gr. WCC	ASTM A487-4C
3	Studs	ASTM A193 Gr. B7	ASTM A193 Gr. B7
4	Nuts	ASTM A194 Gr. 2H	ASTM A194 Gr. 2H
5	Clapper	ASTM A351 Gr. CF8M	ASTM A351 Gr. CF8M
6	Clapper Pin	ASTM A479 Gr. 316 SS	ASTM A479 Gr. 316 SS
7	Pin Plug	ASTM A105	ASTM A105
8	Vent Plug	ASTM A105	ASTM A105
*9	Drain Plug	ASTM A105	ASTM A105
10	Clapper/Seat O-ring	Peroxide-Cured Buna	FKM
11	Cover O-ring	Peroxide-Cured Buna	FKM
**12	Stud	ASTM A193 B7M	ASTM A193 B7M
**13	Eyebolt	Forged Steel	Forged Steel
14	Removable Seat O-ring	Peroxide-Cured Buna	FKM

\* Use on 4" (100 DN) and larger.

\*\* Items 12 and 13 are only available on 4" (100 DN) bore size ASME Class 900 and larger.  
We reserve the right to change materials and specifications.

## API 6D/DRILLING PRODUCTION (CONT.)

### Raised-Faced or Ring-Type Joint Flanged Bolted Cover

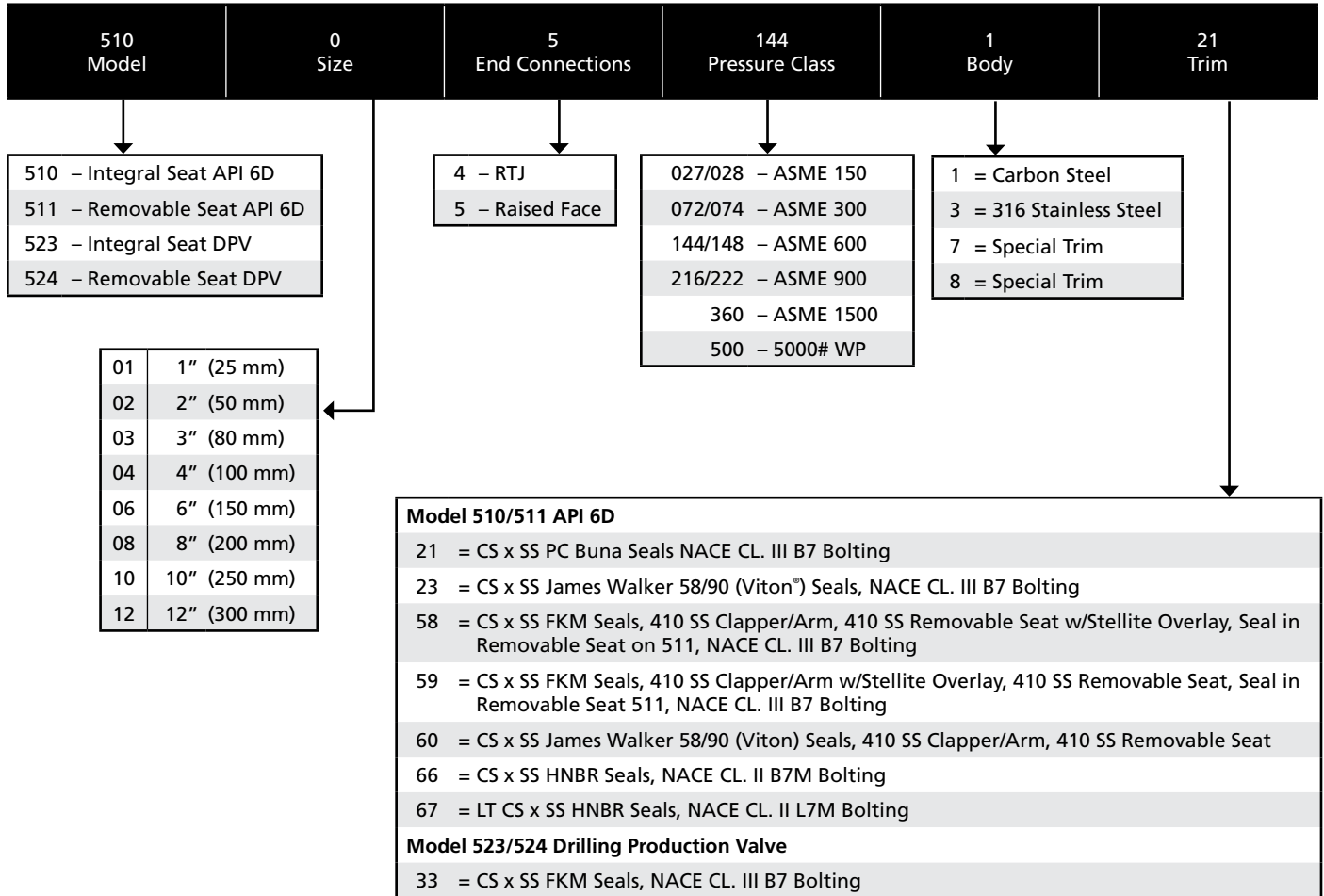


Note: Dimensions are for estimating purposes only. For critical applications, please contact Cameron for certified drawings.

#### ASME Class and Dimensions

Valve Size		ASME Working			in. (mm)							Weight		
in.	(DN)	Class	Pressure (psi)	(PN)	A		B		C		lb	(kg)		
					RF	RTJ								
1	(25)	150	275	(20)	7.75	(197)	8.25	(210)	5.44	(138)	4.25	(108)	15	(6.5)
		300	720	(50)	8	(203)	8.5	(216)	5.44	(138)	4.88	(124)	15	(6.5)
		600	1440	(100)	8.5	(216)	8.5	(216)	5.44	(138)	4.88	(124)	17	(7.5)
		900	2160	(150)	10	(254)	10	(254)	7.00	(178)	5.88	(149)	17	(7.5)
		1500	3600	(250)	10	(254)	10	(254)	7.00	(178)	5.88	(149)	20	(9)
2	(50)	150	275	(20)	8	(203)	8.5	(216)	8.38	(213)	6	(152)	32	(14)
		300	720	(50)	10.5	(267)	11.13	(283)	8.88	(226)	6.5	(165)	45	(20)
		600	1440	(100)	11.5	(292)	11.63	(296)	9.31	(236)	6.5	(165)	60	(27)
		900	2160	(150)	14.5	(371)	14.63	(372)	11.45	(291)	8.5	(216)	102	(46)
		1500	3600	(250)	14.5	(371)	14.63	(372)	11.45	(291)	8.5	(216)	102	(46)
-	5000	(250)	14.5	(371)	14.63	(372)	11.45	(291)	8.5	(216)	102	(46)		
3	(80)	150	275	(20)	9.5	(241)	10	(254)	10.64	(270)	7.5	(190)	60	(27)
		300	720	(50)	12.5	(318)	13.13	(334)	11.4	(290)	8.25	(210)	92	(42)
		600	1440	(100)	14	(356)	14.13	(359)	11.83	(300)	8.25	(210)	105	(47)
		900	2160	(150)	15	(381)	15.13	(384)	12.65	(384)	9.5	(241)	144	(65)
		1500	3600	(250)	18.5	(470)	18.63	(473)	15.47	(393)	10.5	(267)	244	(110)
-	5000	(250)	18.5	(470)	18.63	(473)	15.47	(393)	10.5	(267)	244	(110)		
4	(100)	150	275	(20)	11.5	(292)	12	(305)	12.25	(311)	9	(229)	95	(43)
		300	720	(50)	14	(356)	14.63	(372)	13.18	(335)	10	(254)	138	(62)
		600	1440	(100)	17	(432)	17.13	(435)	14.03	(356)	10.75	(273)	192	(87)
		900	2160	(150)	18	(457)	18.13	(461)	16.75	(425)	11.5	(292)	248	(112)
		1500	3600	(250)	21.5	(546)	21.63	(550)	19.73	(501)	12.25	(311)	447	(203)
-	5000	(250)	21.5	(546)	21.63	(550)	19.73	(501)	12.25	(311)	447	(203)		
6	(150)	150	275	(20)	14	(356)	14.5	(368)	16.5	(419)	11	(279)	166	(75)
		300	720	(50)	17.5	(445)	18.13	(461)	16.65	(423)	12.5	(318)	264	(119)
		600	1440	(100)	22	(559)	22.13	(562)	19	(483)	14	(356)	368	(167)
		900	2160	(150)	24	(610)	24.13	(613)	23.2	(589)	15	(381)	568	(257)
		1500	3600	(250)	27.75	(711)	28	(712)	23.35	(593)	15.5	(394)	760	(344)
8	(200)	150	275	(20)	19.5	(495)	20	(508)	20.35	(517)	13.5	(343)	359	(162)
		300	720	(50)	21	(533)	21.63	(550)	22.6	(574)	15	(381)	471	(213)
		600	1440	(100)	26	(660)	26.13	(664)	23.75	(603)	16.5	(419)	642	(291)
		900	2160	(150)	29	(737)	29.13	(740)	25.95	(659)	18.5	(470)	825	(374)
10	(250)	150	275	(20)	24.5	(622)	25	(635)	23.5	(597)	16	(406)	492	(223)
		300	720	(50)	24.5	(622)	25.13	(639)	24.95	(634)	17.5	(445)	660	(299)
		600	1440	(100)	31	(787)	31.13	(791)	28.2	(716)	20	(508)	1052	(477)
		900	2160	(150)	33	(839)	33.13	(842)	30.00	(762)	21.5	(546)	1260	(571)
12	(300)	150	275	(20)	27.5	(699)	28	(712)	26.3	(668)	19	(483)	656	(297)
		300	720	(50)	28	(711)	28.63	(728)	27.95	(710)	20.5	(521)	945	(428)
		600	1440	(100)	33	(838)	33.13	(842)	30.9	(785)	22	(559)	1405	(637)
		900	2160	(150)	38	(966)	38.13	(969)	34.13	(867)	24	(610)	1775	(805)

# MODEL NUMBER EXPLANATION



**EXAMPLE:**

510-025144-121 = API 6D swing check, full opening, integral seat, 2" (50 mm), raised-face flanged ends, ASME 600 (PN 100), CS body x SS trim, peroxide-cured Buna seals, NACE CL. III bolting.

Please contact Cameron for current terms and conditions and trademark information.



## Services for Valves and Actuation

WE BUILD IT. WE BACK IT.

### Global Network and Local Support

Cameron is well-positioned to deliver total valve and actuation service support, quickly and efficiently, with unmatched OEM expertise. Our highly skilled engineers and technicians are available around the clock, seven days a week to respond to customer queries, troubleshoot problems and offer reliable solutions.

### Easily Accessible Parts and Spare Valves

- OEM spare valves, actuators, and parts (including non-Cameron brands)
- Handling, storage, packaging, and delivery
- Dedicated stocking program

### Comprehensive Services Portfolio

- Parts and spare valves
- Repair
- Field services
- Preventative maintenance
- Equipment testing and diagnostics
- Remanufacturing
- Asset preservation
- Customer property management
- Training and recertification services
- Warranty

### Customized Total Valve Care<sup>SM</sup> (TVC) Programs

Customized asset management plans that optimize uptime, availability and dedicated services.

- Engineering consultancy
- Site management
- Flange management
- Startup and commissioning
- Spare parts and asset management
- Operational support





3250 Briarpark Drive, Suite 300  
Houston, TX 77042  
USA  
Toll Free 1 800 323 9160

Learn more about WHEATLEY check valves at:

[www.c-a-m.com/WHEATLEY](http://www.c-a-m.com/WHEATLEY)

[WHEATLEY@c-a-m.com](mailto:WHEATLEY@c-a-m.com)



#### HSE Policy Statement

At Cameron, we are committed ethically, financially and personally to a working environment where no one gets hurt and nothing gets harmed.